



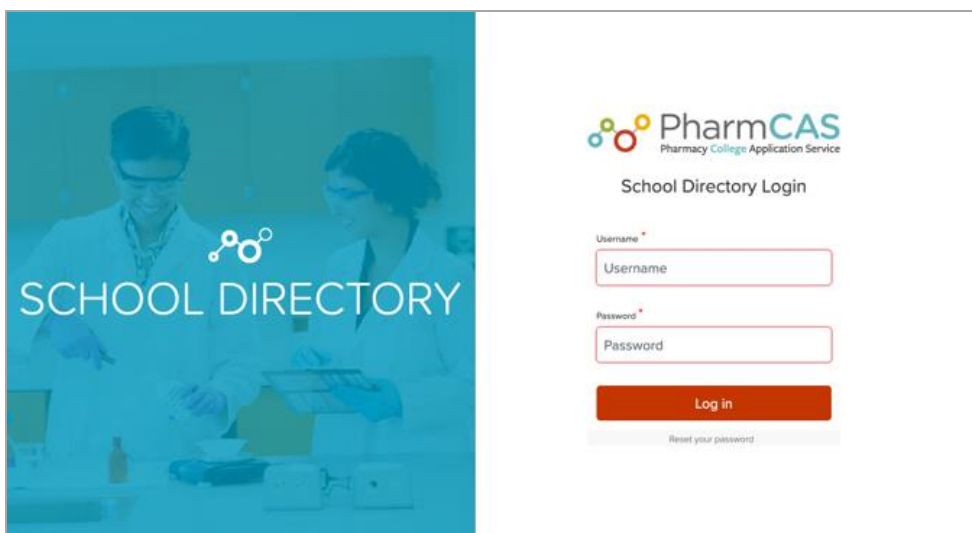
School Directory Training Manual

2020-2021 Admissions Cycle

American Association of
Colleges of Pharmacy **AACP**

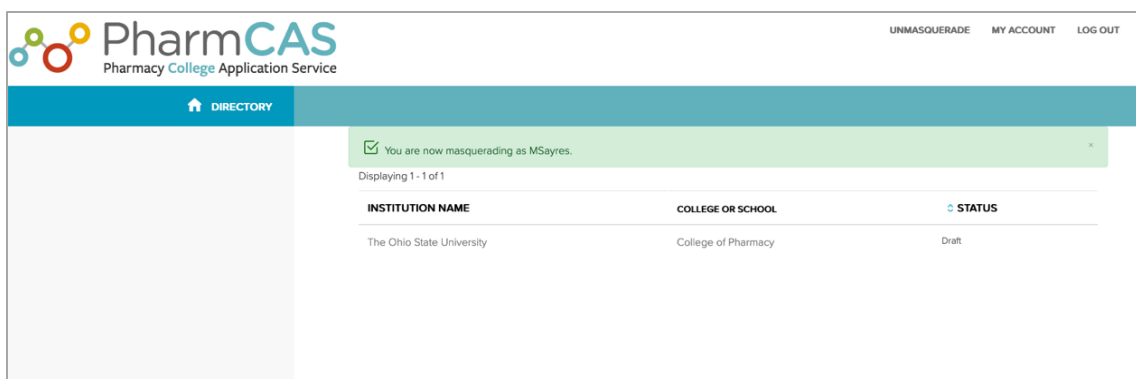
Access

- **Browsers:** Chrome and Firefox are the recommended browsers for the new school directory. Do not use Internet Explorer.
- **URL:** <https://directory.pharmcas.org/>



- **Username:** Assigned to you by AACP
- **Default Password:** Assigned to you by AACP
- **Reset Your Password:** Enter your username or email. Password reset instructions will be sent to your registered email address.

Directory Home Page



- Click on “Directory” (or the home icon) to return to the home page at any time.
- The Directory home page will display all programs associated with a user’s account (only one program may be listed).

- If an expected program is missing from the Directory home page, please contact AACP staff (CAS@aacp.org).
- Click on a program to view the Overview page.

Overview Page


The Overview Page provides a dashboard to assist users in tracking status of the Directory page.

The screenshot shows the PharmCAS Overview page. At the top, there's a header with the PharmCAS logo and navigation links: UNMASQUERADE, MY ACCOUNT, and LOG OUT. Below the header, there's a navigation bar with 'DIRECTORY' and 'OVERVIEW' tabs. The 'OVERVIEW' tab is active. On the left, there's a sidebar menu with various sections: Contact Information, Program Application Deadline, Program Information, Last Entering Class, Upcoming Entering Class, Dual and Concurrent Degrees, Program Description, GPA and Credit Hour Criteria, Course Prerequisites, Supplemental Materials, PCAT and Other Tests, Observation Hours, Evaluations (Letters of Reference), Residency, and International Applicants. The main content area shows the University of Houston College of Pharmacy. A green banner at the top of the main content area says 'This form is in draft mode.' Below this, there's a large circular progress indicator showing 39% Complete. To the right of the progress indicator, it says 'Status: @ Draft' and 'Published Date: Not Published'. There are three buttons: 'Check for Errors', 'Preview', and 'Send for Review'. At the bottom of the progress indicator, it says 'Last Updated: Mar 2, 2020 @11:57'.

- **Percentage:** Feature displays the percentage of required elements that have been completed on the page to date. Percentage must equal 100% before the page can be submitted to AACP for review. Optional elements on the page are not included in the percentage and should also be reviewed by the institution before the final page is submitted.
- **Status:** All pages begin in Draft status. There are four statuses:
 - **Draft:** Page is in-progress and not yet completed or submitted by the institution.
 - **Pending Review:** Institution has submitted the completed page to AACP for review.
 - **Approved:** AACP approved the page but has not yet published it to the live PharmCAS website.
 - **Published:** Page is available to applicants on the live PharmCAS website.
- **Published Date:** Date will be populated after AACP approves the page and it appears on the live PharmCAS website.
- **Major Functions:** See *Overview Buttons under Completing the Page section*.
- **Lefthand Section List:** Section list on the left-hand side opens sections of the page.
- **Section Tiles:** Tiles under the Overview menu also open sections of the page.
- **Visual Alerts:** Each status block turns green with a checkmark if all the required elements within that section have been completed.

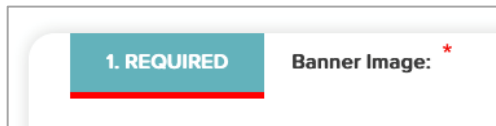
Completing the Page

The page begins in "Draft" mode. Entries are saved as users navigate to a new section, but the page does not automatically check for errors (e.g., missing required fields). Carefully review all sections of the page and complete all required questions. Sections can be completed in any order.



Editing a Section

Required questions are highlighted with a required flag, underlined in red. They also have a red asterisk (*) after the question.



Section Navigation Buttons

SAVE DRAFT will store your entries, but will not check for missing or bad data. Once all sections are done, click "Check for Errors" on the Overview screen.



- **Previous:** Saves the entire page as a draft and goes to the previous section.
- **Next:** Saves entire page as a draft and goes to the next section.
- **Save Draft:** Saves entire page as a draft and returns to the Overview display.

Overview Buttons

The screenshot shows the 'Overview' screen. On the left, there is a green circular progress indicator with '100%' in the center and 'Complete' below it. To the right of the progress indicator, the status is 'Draft' in red, with 'Published Date:' and 'Not Published' in red below it. On the far right, there are three buttons: 'Check for Errors' (teal), 'Preview' (teal), and 'Send for Review' (grey). At the bottom left, it says 'Last Updated: Mar 22, 2020 @11:04'.

- **Check for Errors:** Users are encouraged to wait to check for errors until all sections are complete so they may avoid error messages for pending sections. Click the Check for Errors button on the Overview screen to view the first encountered error, if any. Any section with one or more errors or missing required fields will open with the response area highlighted. Sections with no errors will be closed. If any section block is missing the green checkmark, open and complete that section before rechecking for errors.
- **Preview:** When all required questions are complete (green) and the completion percentage is 100%, the Preview button will be enabled. Select Preview for a preliminary view of the Directory page as it will appear on the live PharmCAS website. Use the links on the right to "Collapse All" or "Expand All" sections. The formatting in Preview will differ slightly from the live site. Therefore, only use Preview feature to review content. While in Preview, check all hyperlinks entered to ensure they work, as intended. Click Overview at the bottom to return to the main screen.
- **Send for Review:** This button will direct users to a new confirmation screen. From here, select "Confirm Send for Review" to submit the completed page and alert AACCP that the submission is ready for review. The page status on the Overview screen will then change to "Pending Review." If additional edits are needed before the page is submitted to AACCP, select "Go Back to Page."

Text Box Formatting

All open box items on the new form are plain text fields and, thus, do not allow for formatting (e.g., bolding). Any text carried over from the program's previous School Directory page no longer includes line breaks or other formatting. Please review all carried over text and insert plain text formatting, as needed, such line breaks, asterisks for bullets, and all caps for headers or emphasis. The counter at the bottom of the box indicates the character limit.


Banner Image

Users will upload a banner image in the Contact Information section that will appear at the top of the School Directory page. Please consider the following:

- The image size must be **1920px by 576px**.
- The maximum file size is 64 MB.
- The supported file extensions are JPG, PNG, GIF.
- Your institution and program name will be displayed across the bottom of the banner image. As a result, the bottom portion of your image (e.g., 10-15%) will be hidden by the overlay.
- Since the PharmCAS website is mobile-responsive, parts of the banner image may appear cropped on the live site depending on the size of the browser window and device.
- Choose a banner that has a focal point in the center of the image and features your campus or students, as opposed to a school logo or text.
- To preview image, save section and return to section. You may need to refresh your browser.

Examples

- Original image to be cropped for banner



- Not 1920 x 576 (undesired and unpredictable crop area)



- 1920 x 576 (desired display and crop area)



Course Prerequisites

Staff has entered the school's course prerequisites on the new form to eliminate this burden on users and standardize the formatting across schools. If the program requires more than one course in the same subject area (e.g., Biology I and Biology II), the courses were entered as separate items on the new form. Please carefully review this section for accuracy and contact AACP staff (CAS@aacp.org), if you have questions about the format.

Required questions are needed to complete a section and receive a green checkmark. The Course Prerequisites section does not have a Required field in the collected question. Therefore, in order to mark this section as completed, users must check off the required question: "I would like to mark section as done."

Evaluations (Letters of Reference)

This section contains a large table that may cause the page to appear blank for users with smaller screens, reduced-size browser windows, and/or zoomed in viewing above 100%. If the page appears blank, scroll down to locate the section information below the Lefthand Section List.

After Submission

Page submissions will be reviewed by AACP staff. If there are any issues or incomplete sections, AACP staff will request that the school edit and re-submit the page. Otherwise, the status will be changed to "Approved."

Workflow

1. AACP Admin Access Only

- At the start of each cycle, the directory will be unavailable for a brief time as AACP staff updates and changes questions.
- If you need an entry changed during this time, please contact AACP staff (CAS@aacp.org).

2. Open for Editing

- You will be contacted by AACP staff once the Directory pages are open for editing.

3. Publishing

- When the editing period closes in the weeks leading up to a new admissions cycle, approved pages will be published to the live PharmCAS website and visible to the public.

4. Normal Operations

- During the cycle, users may edit their responses to most entries at any time. Saving will publish the form to the PharmCAS website. The following questions will be locked (not available for editing by the school) and will require approval from AACP staff. Please contact CAS@aacp.org to make changes to any of the following questions after an application cycle has opened:

- **Program Application Deadline section:**

- What is the application deadline for your program?
- Does your institution participate in Early Decision?

- **Background Checks and Drug Screenings section:**

- Is your institution participating in the PharmCAS-facilitated Criminal Background Check (CBC) Service?
- Is your institution participating in the PharmCAS-facilitated Drug Screening Service?