

AACP Annual Meeting

Boston, Massachusetts July 21–25, 2018

American Association of
Colleges of Pharmacy AACP

@AACPharmacy #PharmEd18

PHARMACY
EDUCATION
2018

PharmCAS Cycle Updates, Policy Review, and Future Plans



PHARMCAS

Pharmacy College Application Service

@AACPharmacy #PharmEd18



Overview

- PharmCAS Cycle Update (Libby Ross)
- PharmCAS Policy Review (Katie Owings Bruce)
- Operations Review (Melissa Keaveney)
- Future Plans (Mike Margitich)

PharmCAS Cycle Update

AACP Annual Meeting
July 2018

Libby J. Ross, MA
Senior Director, Student Affairs



PHARMCAS

Pharmacy College Application Service

@AACPharmacy #PharmEd18



PharmCAS Early Decision Trends

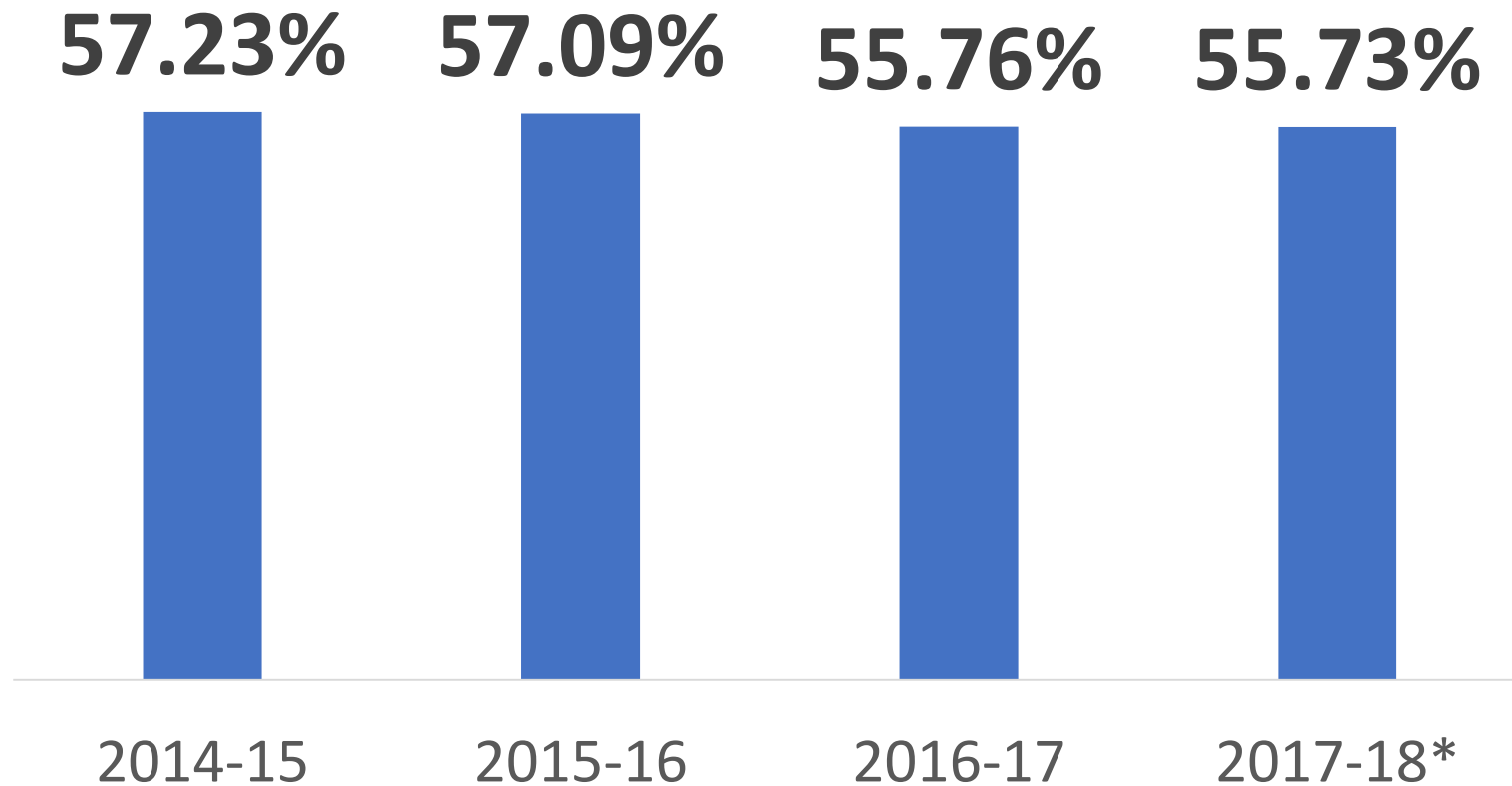
Cycle	# of ED Schools	Total # of ED Applicants	Total # of Applicants	ED% of Total Applicant Pool
2010-11	21	480	17405	2.80%
2012-13	34	528	17543	3.01%
2013-14	42	658	17255	3.81%
2014-15	59	952	16858	5.65%
2015-16	84	1773	16661	10.64%
2016-17	101	2022	16369	12.35%
2017-18*	111	2408	15766	15.27%
2018-19	114			

PharmCAS Undergraduate GPA Trends

	All Applicants	Early Decision Applicants	All Accepted Applicants	Accepted Early Decision Applicants
2014-15	3.25	3.51	3.34	3.51
2015-16	3.23	3.46	3.32	3.48
2016-17	3.22	3.46	3.31	3.48
2017-18*	3.22	3.34		3.42

*Final 2017-2018 data may differ. GPA data for accepted applicants will be available in fall 2018.

PCAT Composite Percentiles for PharmCAS Verified Applicants by Cycle



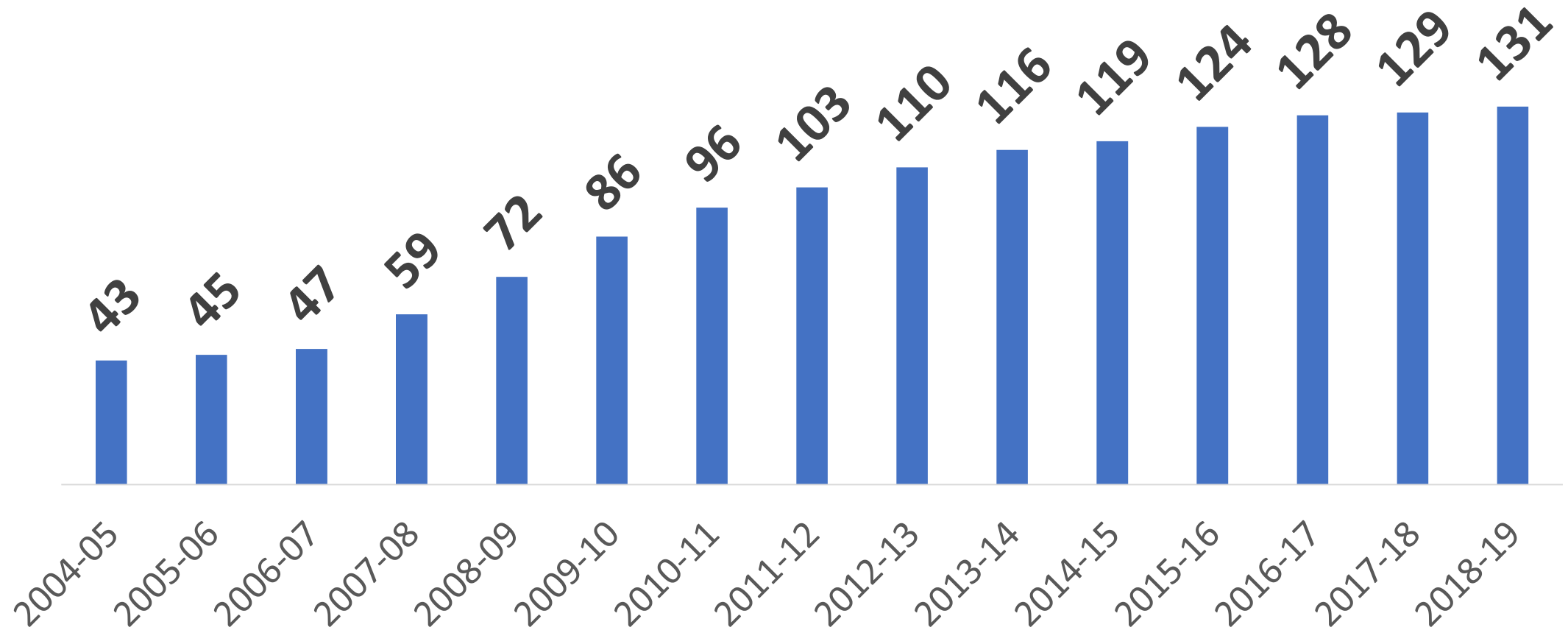
*Mean Highest Official PCAT Composite Percentile for applicants in 2017-2018 to date. Final data for cycle may differ.

Percent of PharmCAS Applicants by Race/Ethnicity and Cycle

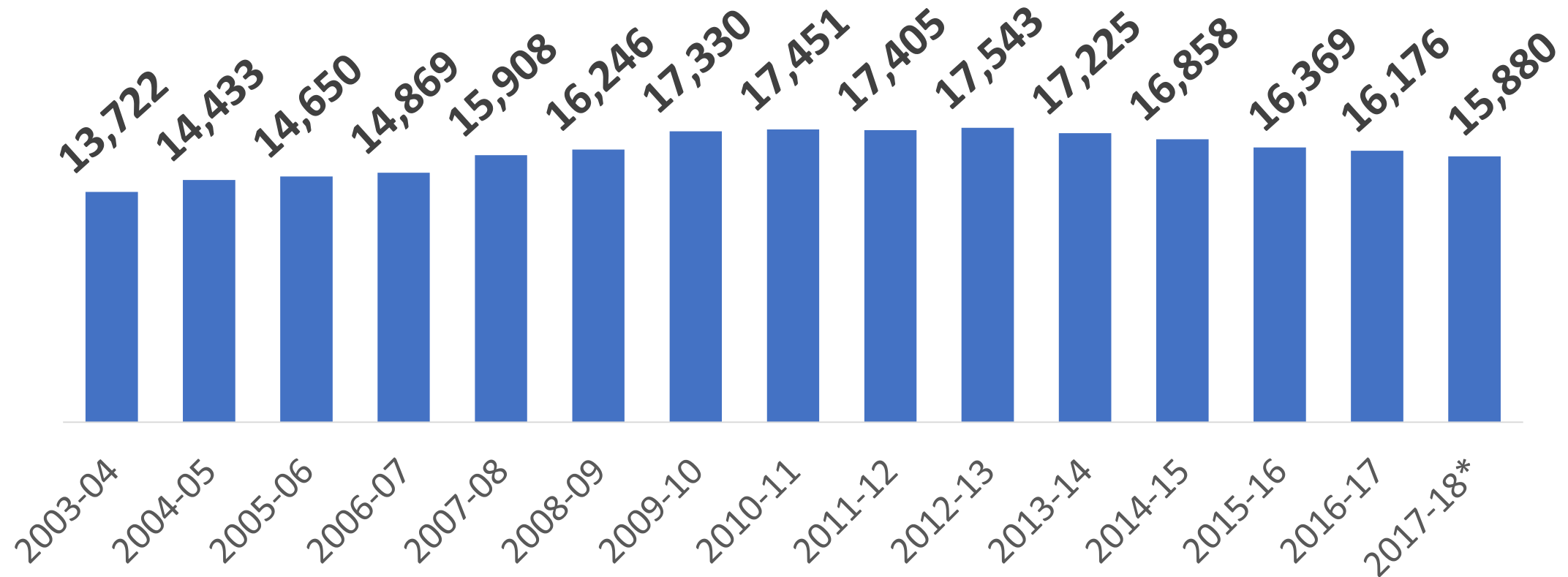
Cycle	American Indian or Alaska Native	Asian	Black or African American	Did Not Report	Hispanic	Native Hawaiian or Other Pacific Islander	Two or More Races	White
2012-2013	0.2%	25.4%	9.7%	7.3%	7.6%	0.2%	2.6%	47.0%
2013-2014	0.2%	27.3%	10.6%	5.9%	8.3%	0.1%	2.7%	44.8%
2014-2015	0.2%	27.5%	11.6%	5.1%	9.0%	0.1%	2.6%	44.0%
2015-2016	0.2%	27.0%	12.3%	5.3%	8.9%	0.1%	2.7%	43.5%
2016-2017	0.2%	26.4%	12.4%	5.5%	9.8%	0.1%	2.6%	43.0%
2017-2018*	0.2%	25.6%	12.0%	3.9%	10.8%	0.1%	2.6%	44.7%

*Final 2017-2018 data may differ and will be available in Fall 2018

Number of Schools Participating in PharmCAS by Cycle

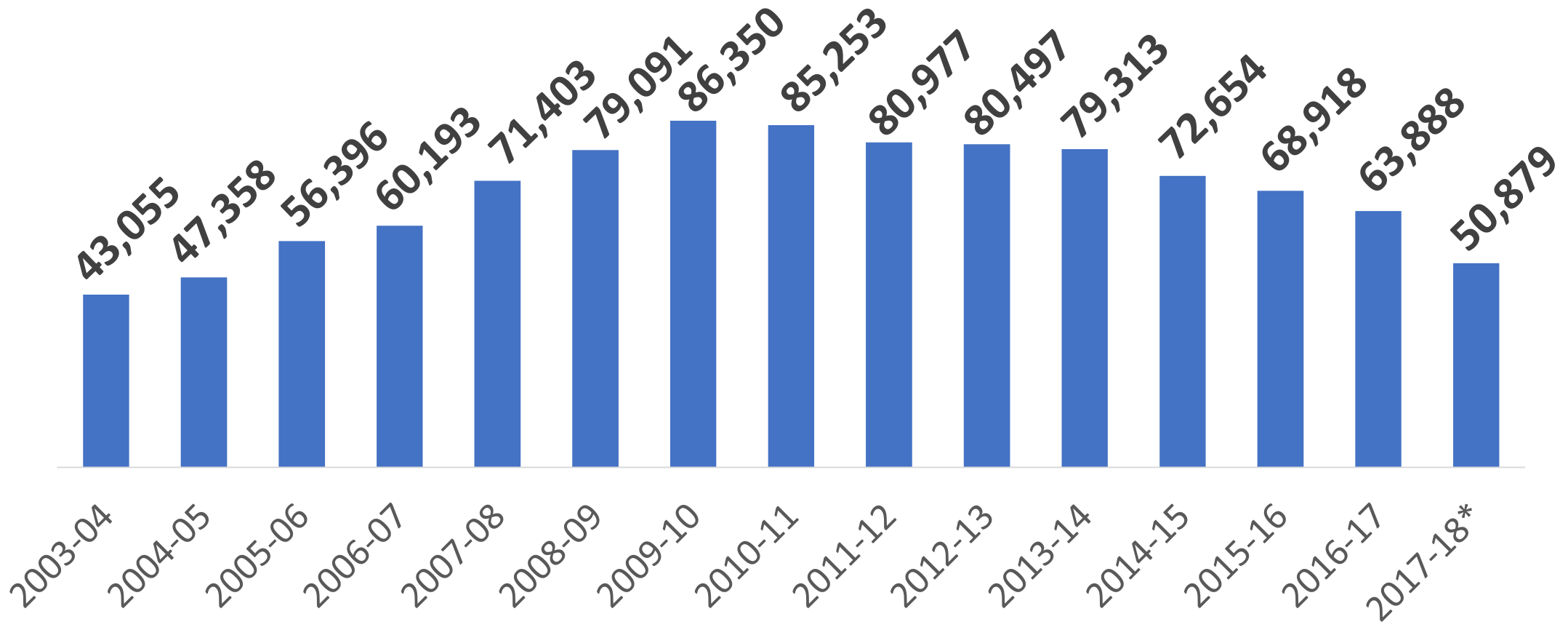


PharmCAS Verified Applicants by Cycle



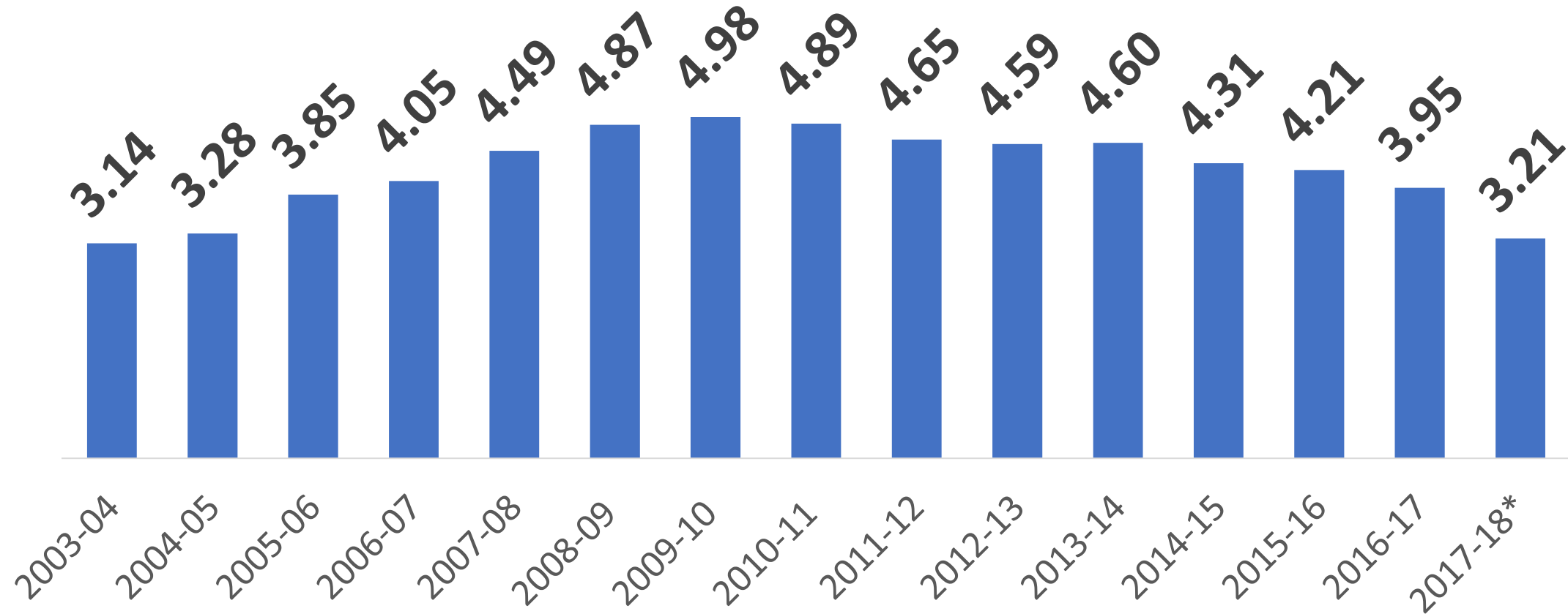
*PharmCAS applicants with “**verified**” application status by cycle. Final 2017-18 data will differ slightly from slide. Applicants with "verified" status have submitted the application, fee payment, and all transcripts; and their coursework has been verified by PharmCAS. Once verified, schools can view an applicant's full file via WebAdMIT. One applicant may submit multiple applications. Data may differ from other reports due to differences in the data export rules.

PharmCAS Verified Applications by Cycle



*Number of PharmCAS applications with “**verified**” status by cycle. Final 2017-18 data will slightly differ from slide. Applicants with "verified" status have submitted the application, fee payment, and all transcripts; and their coursework has been verified by PharmCAS. Once verified, schools can view an applicant's full file via WebAdMIT. One applicant may submit multiple applications. Data may differ from other reports due to differences in the data export rules.

PharmCAS Applications to Applicant Ratio by Cycle

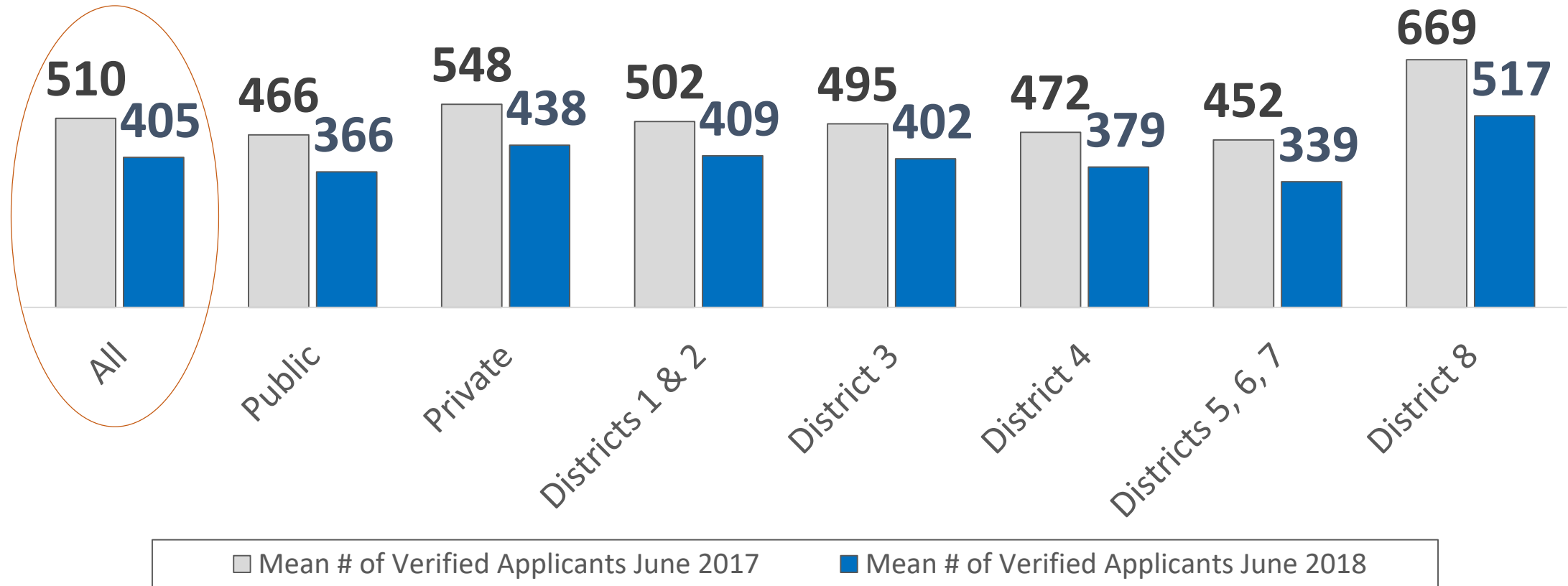


* Ratio reflect PharmCAS applications with “**verified**” status. Final 2017-18 data will slightly differ from slide.

@AACPharmacy #PharmEd18

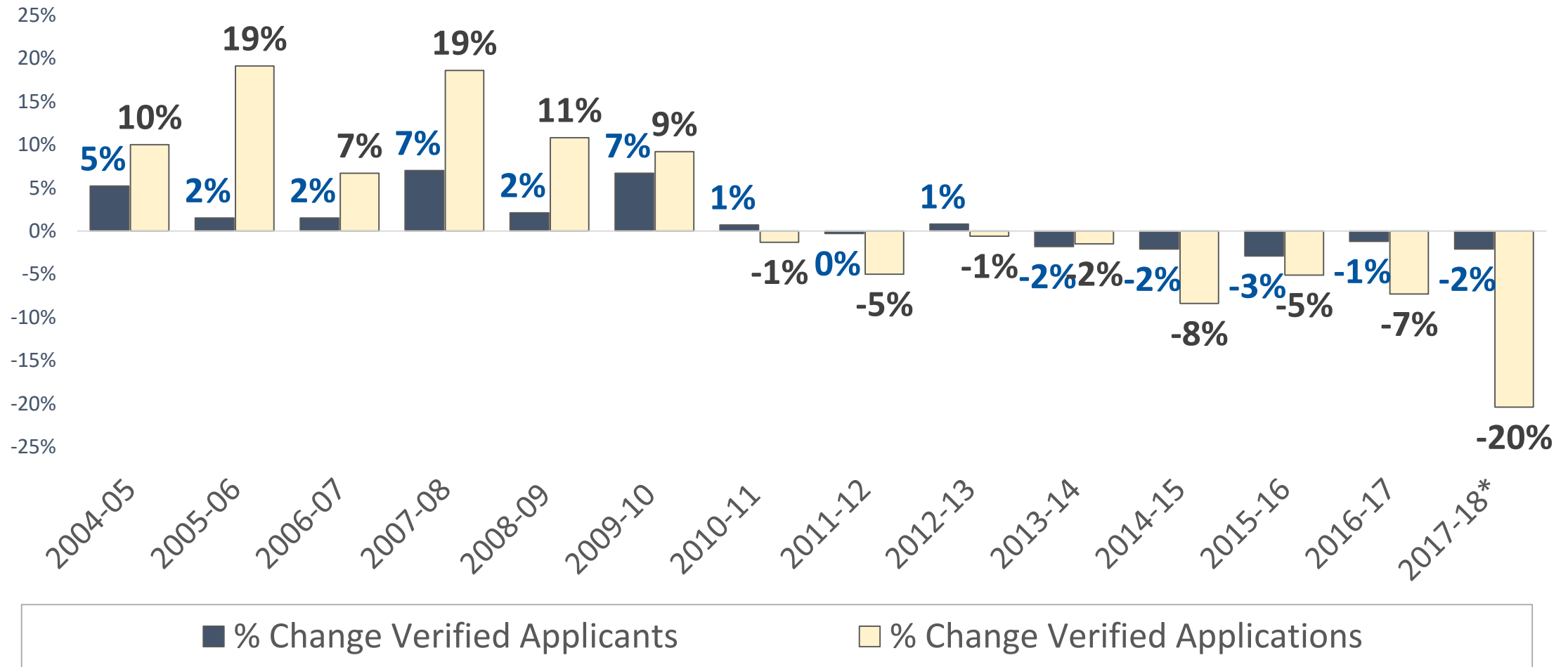


Mean Number of PharmCAS Verified Applicants by School Type and District



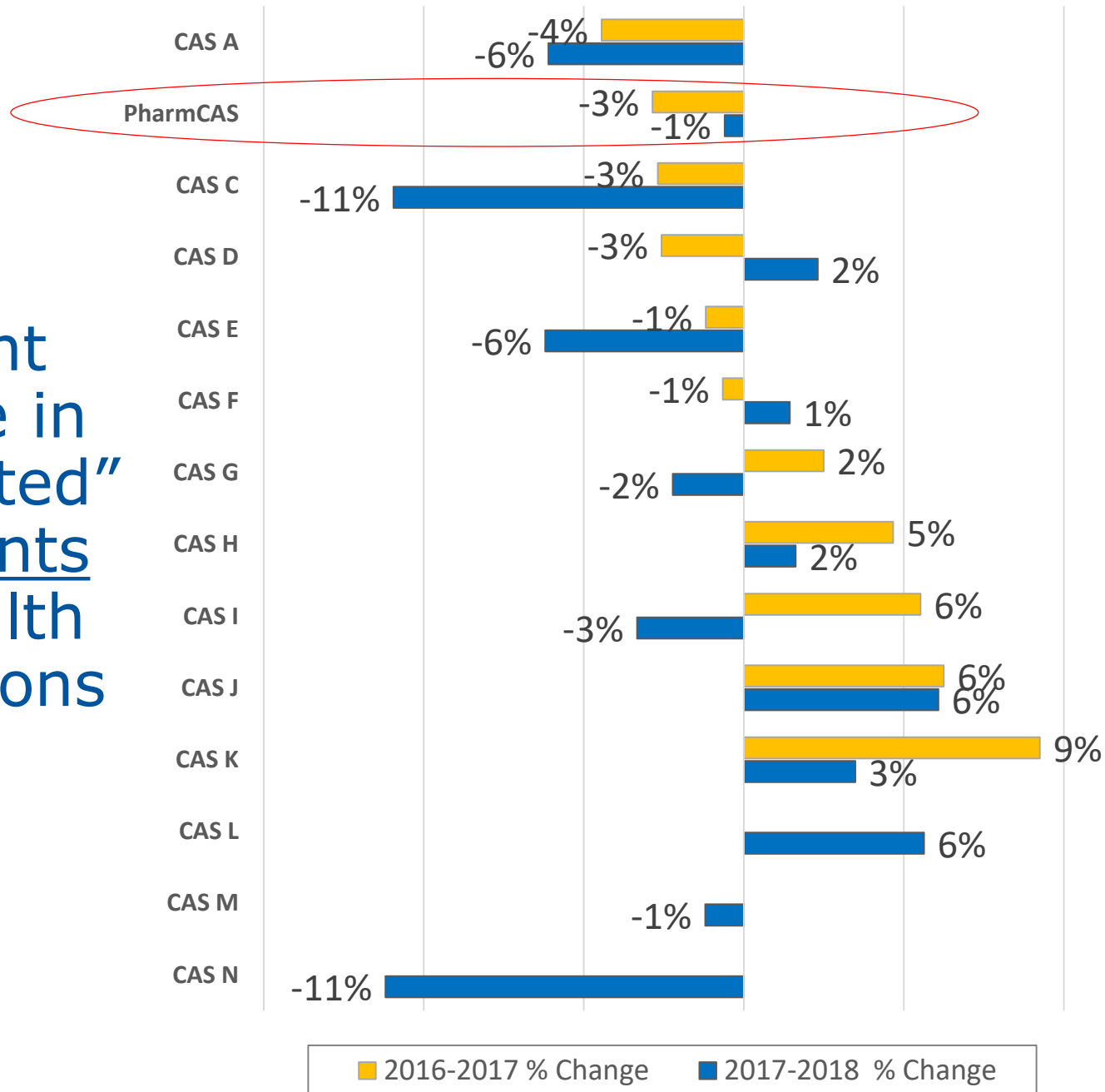
Graph reflects mean verified applicant data in the 2016-2017 versus 2017-2018 as of June 3 each year for those colleges and schools of pharmacy that participated in PharmCAS during both cycles. The Districts reflect the state groups created by the National Association of Boards of Pharmacy (NABP). Final data will differ slightly.

Percent Change in PharmCAS Verified Volume by Cycle



Data reflects the percent change in PharmCAS “verified” applicants and applications per cycle. Final 2017-18 data will differ slightly .

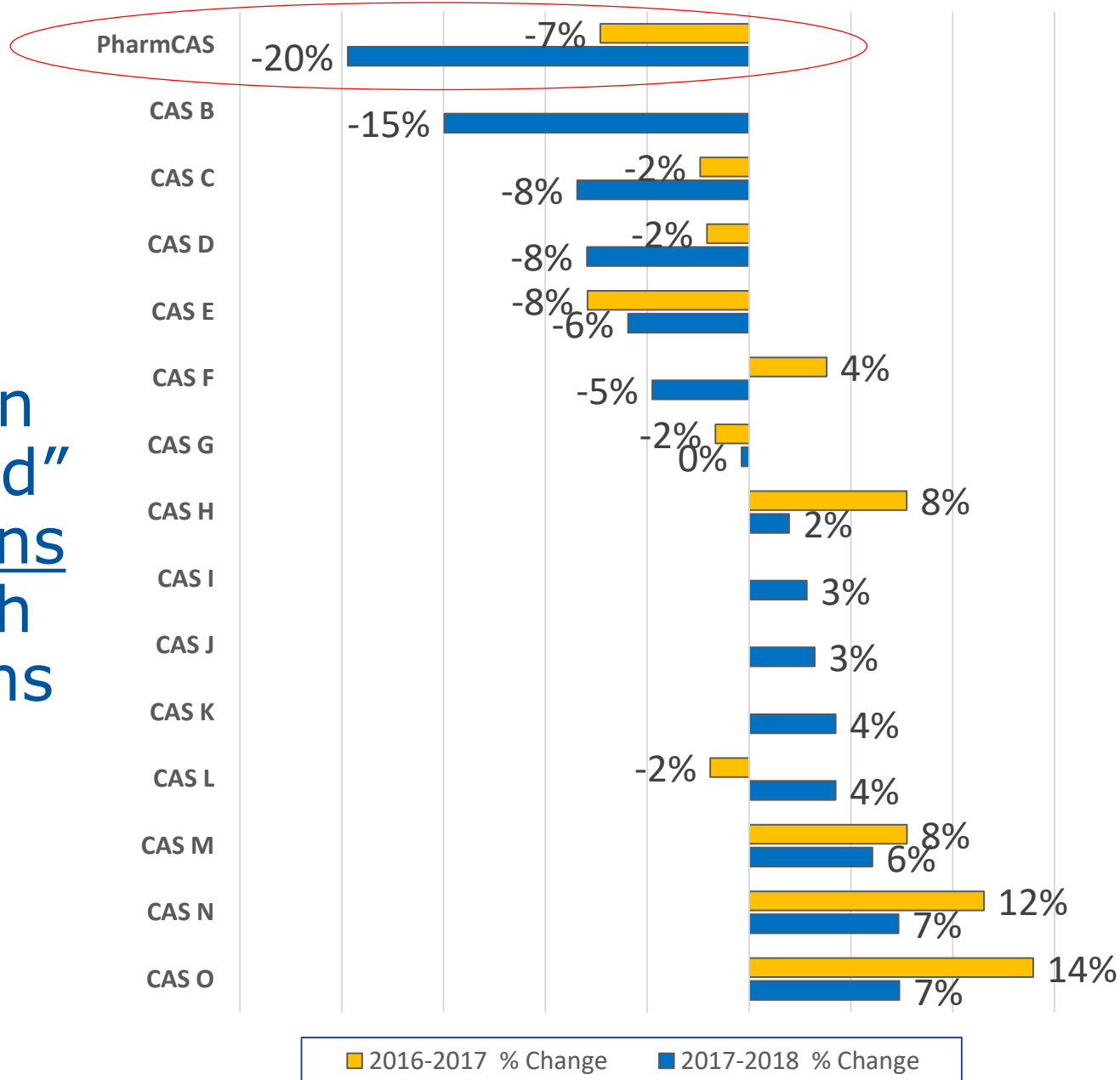
Percent Change in "Submitted" Applicants for Health Professions CAS



The order of professions in the list does not reflect order of the data in the graph. CAS comparison data is preliminary because not all 17-18 cycles have closed. Graph only reflects CAS volume and may not reflect all applicants for a particular profession. PharmCAS data reflects "submitted" data (rather than "verified" data). Percent increases may be due in part to an increase in the number of participating programs for a particular CAS.

- Allopathic Medicine (AMCAS)
- Audiology (CSDCAS)
- Dentistry (AADSAS)
- Nursing (NursingCAS)
- Occupational Therapy (OTCAS)
- Optometry (OptomCAS)
- Osteopathic Medicine (AACOMAS)
- Pharmacy (PharmCAS)**
- Physical Therapy (PTCAS)
- Physician Assistant (CASPA)
- Podiatry (AACPMAS)
- Public Health (SOPHAS)
- Social Work (SocialWorkCAS)
- Veterinary Medicine (VMCAS)

Percent Change in "Submitted" Applications for Health Professions CAS

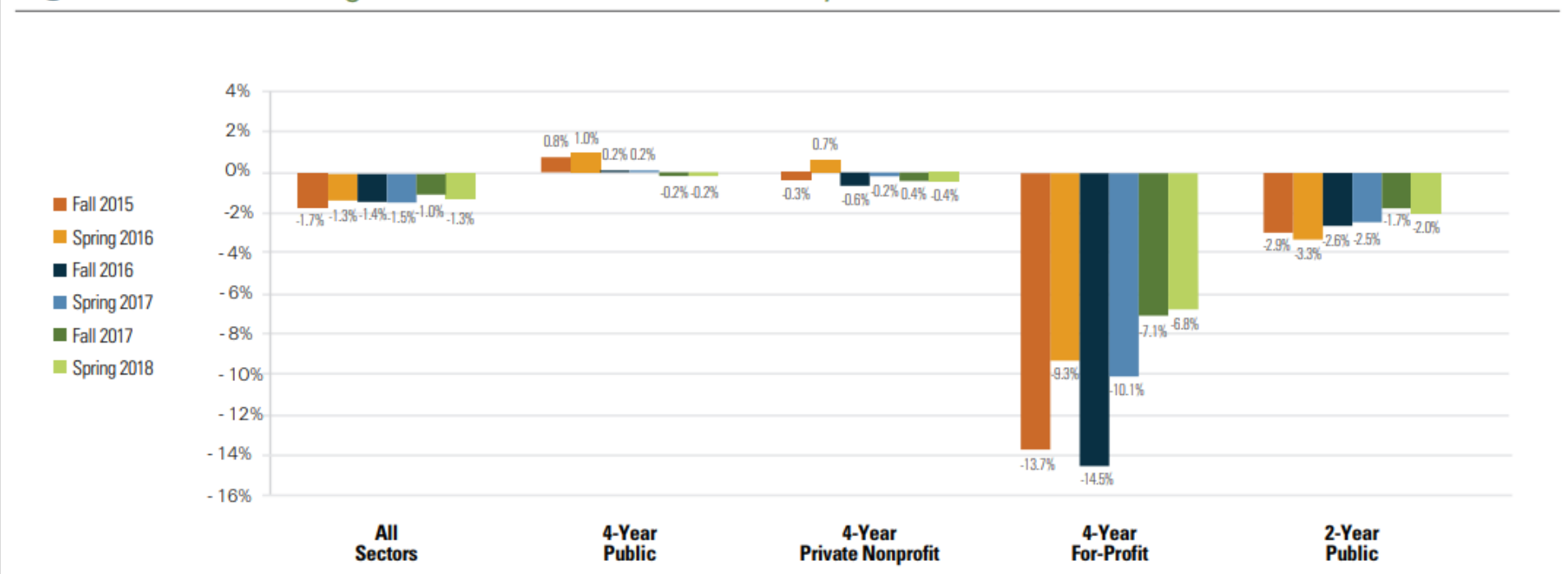


The order of professions in the list does not reflect order of the data in the graph. CAS comparison data is preliminary because not all 17-18 cycles have closed. Graph only reflects CAS volume and may not reflect all applications for a particular profession. PharmCAS data reflects "submitted" data, rather than "verified". Percent increases may be due in part to an increase in the number of participating programs for a particular CAS.

Allopathic Medicine (AMCAS)
 Audiology (CSDCAS)
 Dentistry (AADSAS)
 Nursing (NursingCAS)
 Occupational Therapy (OTCAS)
 Optometry (OptomCAS)
 Osteopathic Medicine (AACOMAS)
Pharmacy (PharmCAS)
 Physical Therapy (PTCAS)
 Physician Assistant (CASPA)
 Podiatry (AACPMAS)
 Psychology (PSYCAS)
 Public Health (SOPHAS)
 Social Work (SocialWorkCAS)
 Veterinary Medicine (VMCAS)

National Trend: Decline in College Enrollment

Figure 1: Percent Change from Previous Year, Enrollment by Sector (Title IV, Degree-Granting Institutions)



Applications to undergraduate institutions have declined for 6 years in a row.

“Enrollment Slide Continues, at Slower Rate”

Inside Higher Ed, May 2018

<https://www.insidehighered.com/news/2017/12/20/national-enrollments-decline-sixth-straight-year-slower-rate>

@AACPharmacy #PharmEd18

Possible Reasons for Decline

General

- Fewer students in the pipeline
- Greater interest in other STEM fields (e.g., IT)
- Greater concern about educational indebtedness

Admissions

- Greater participation in Early Decision
- Less incentive for applicants to apply to multiple schools, if they are accepted earlier in cycle
- 3X platform inflates in-progress numbers

Pharmacy-specific


- Slower job growth in pharmacy
- Negative views by some current pharmacists
- Misperceptions about pharmacy careers

What PharmCAS changes were made mid-cycle to address the 2017-2018 decline?

- Added 3 later deadline options for schools
- Enhanced applicant nurturing emails (EMP)
- Refreshed PharmCAS social media presence
- Added state and feeder institution data to AACP monthly update to assist schools in recruitment
- Presented “Creating a Great Personal Statement” webinar for applicants.
- Pursued AACP Priority #1 initiatives

What impact did changes have on PharmCAS volume?

Date	PharmCAS Verified Applicants		
	2016-2017	2017-2018	% Change
DEC 1	9068	8253	-8.9%
JAN 2	10793	9799	-9.2%
FEB 2	12491	11450	-8.3%
MAR 2	14606	13728	-6.0%
APR 2	15775	14730	-6.6%
MAY 2	15990	15255	-4.6%
JUN 3	16143	15642	-3.1%
JUL 1	16176	15880	-1.8%



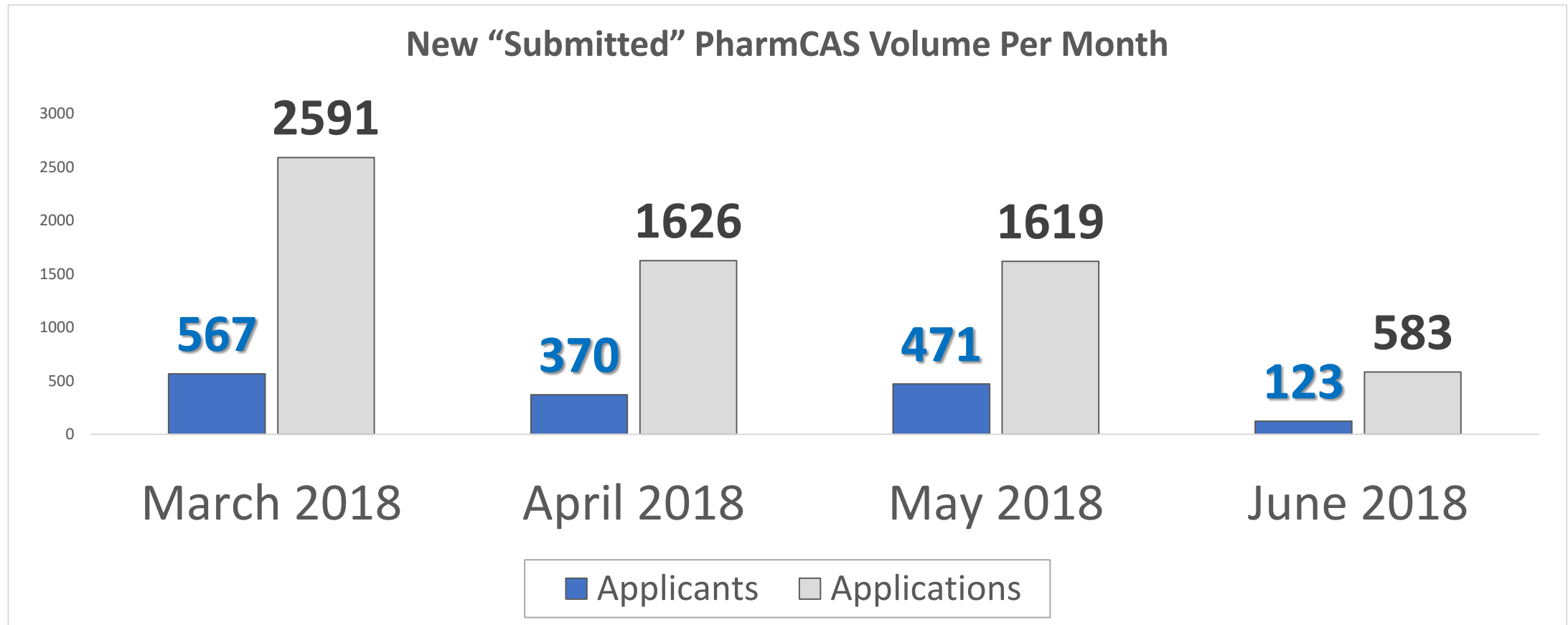
In December 2018 PharmCAS applicant volume was down by nearly 9% and application volume was down by 30% as compared to the same point in time during the previous cycle. While still in decline, PharmCAS volume did gain some ground by July 1 with verified applicants down by 1.8% and applications down by 20%. Final data will be available in the fall.

What impact did the new deadline options have on PharmCAS volume?

New Deadline Options in 2017-18 Cycle	# of Schools Per Deadline Extension	Mean # of Additional Submitted Applications Per School between March & June 2018
April 2, 2018	11	34.6
May 1, 2018	21	51.4
June 1, 2018	56	74.0
No deadline after March 1	41	7.2
OVERALL	129	45.7

For the first time in the 2017-2018 cycle, PharmCAS offered schools the option of extending their application deadline for the full applicant pool after March 1, the last regular application deadline date. This table indicates the mean number of new “submitted” applications received per school group between March and June 2018. Final data may differ slightly.

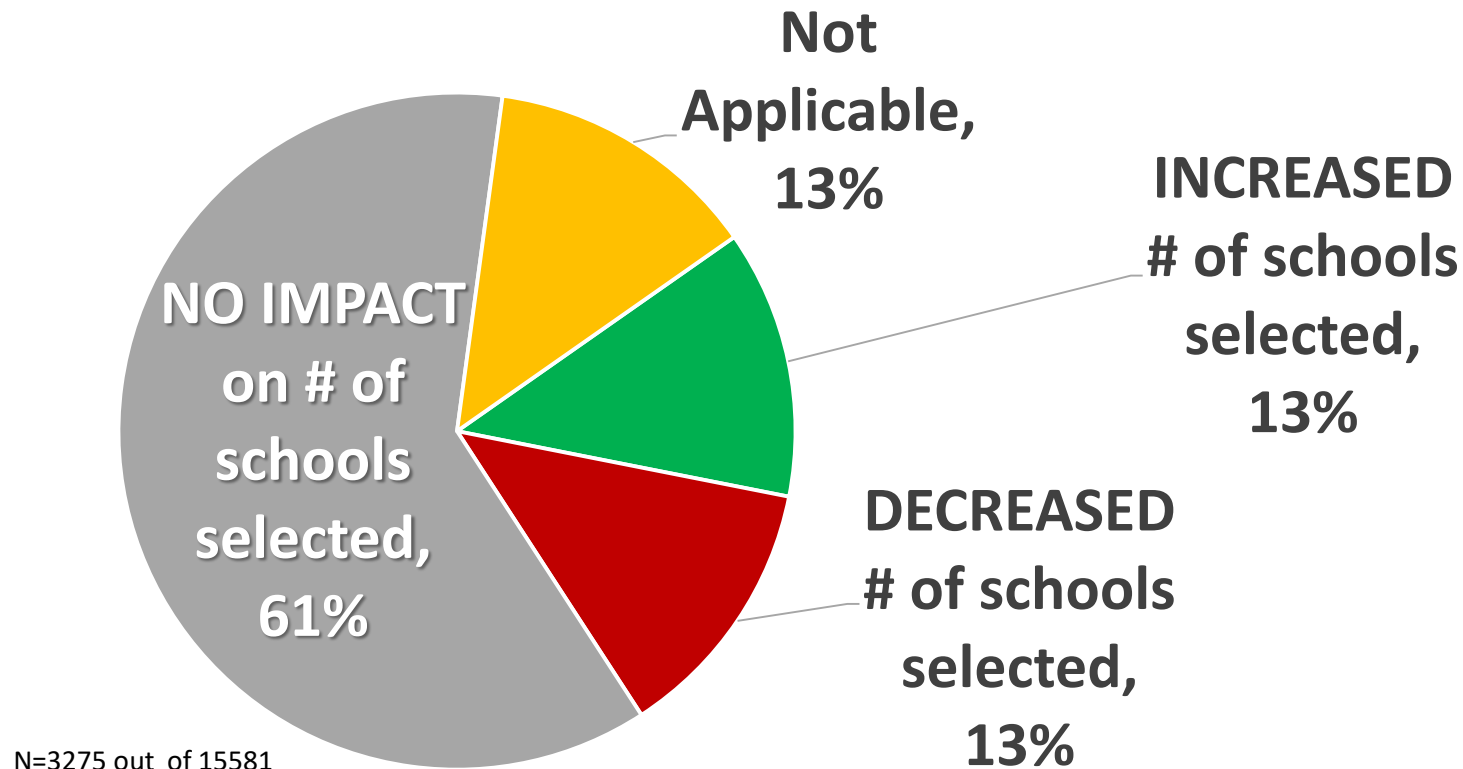
What impact did the 3 new deadline options have on PharmCAS volume?

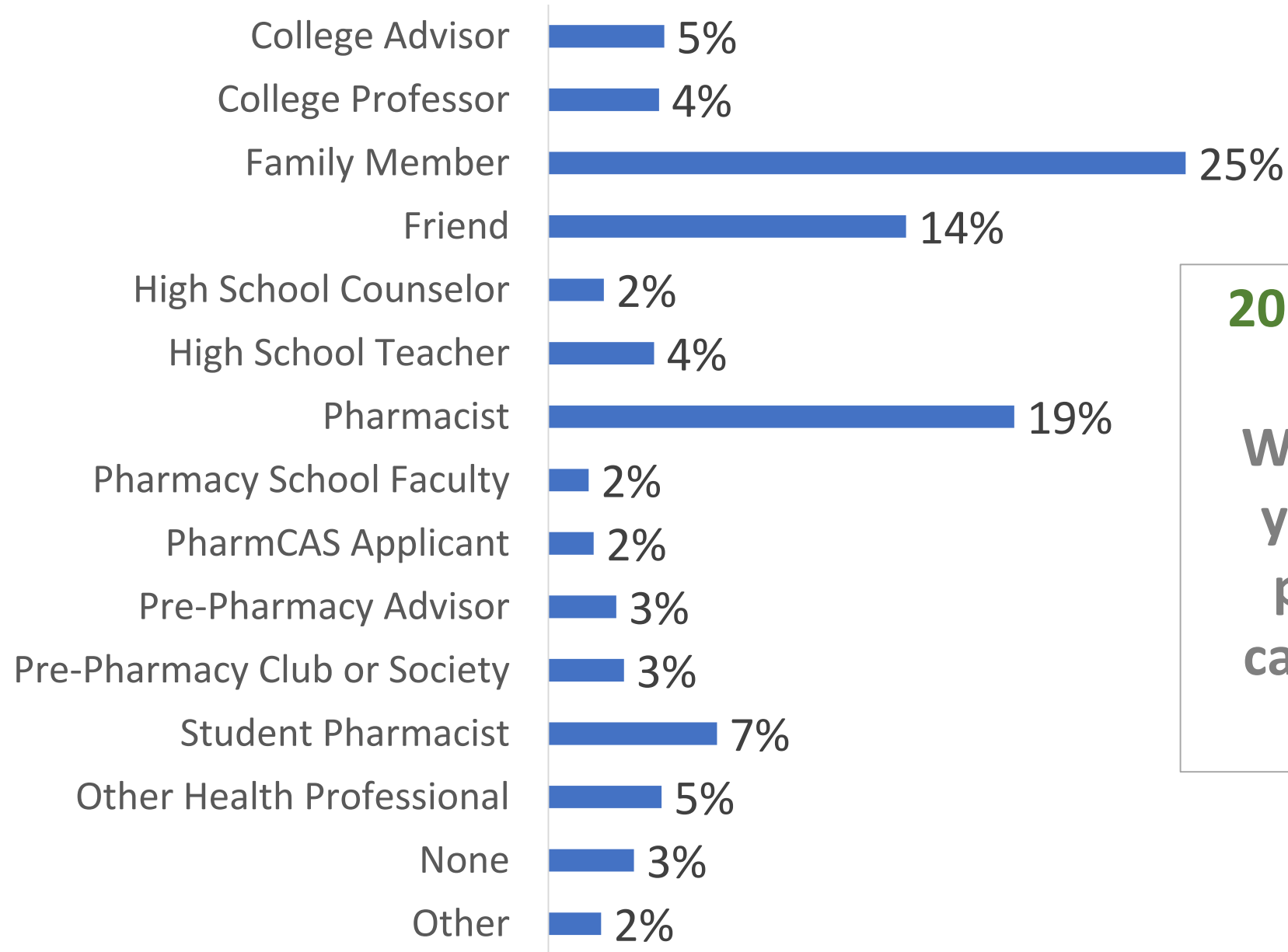


For the first time in the 2017-2018 cycle, PharmCAS offered schools the option of extending their application deadline for the full applicant pool after March 1, the last regular application deadline date. This graph indicates the total number of new "submitted" applicants and applications submitted to PharmCAS per month. Final data may differ.

Did the new "Program Materials" section in 3X discourage applicants from applying to more schools?

2017-18 Applicant Survey: How did the school-specific questions in the "Program Materials" section of the PharmCAS application influence how many pharmacy schools you decided to apply to?



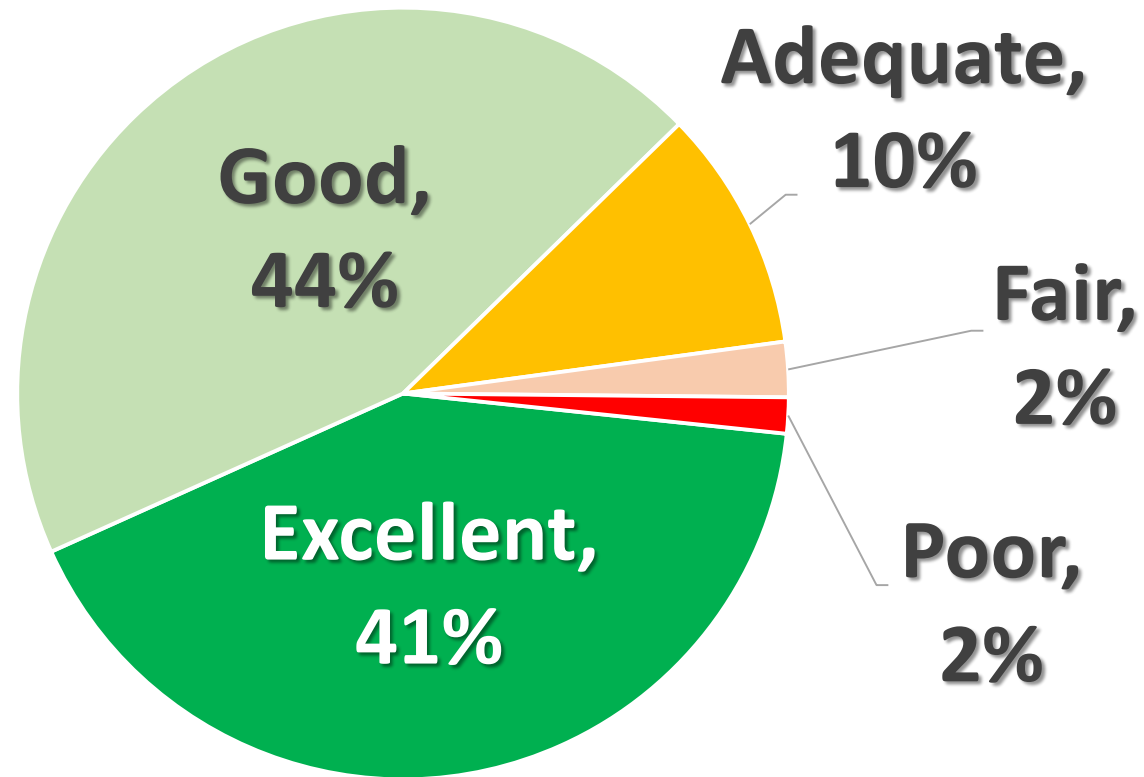


2017-18 Applicant Survey:

Who encouraged you to consider pharmacy as a career? Check all that apply.

Applicant Survey Results

How do you rate your overall experience with PharmCAS?



What PharmCAS changes have been made to date to prepare for the 2018-2019 cycle?

- Revised instructions to better align with 3X
- “Tips and Tricks” webinar for applicants
- Short Tip videos (4)
- New PharmCAS features and settings
- EMP emails to in-progress applicants in 17-18
- Program Materials section reviewed to reduce barriers
- 2017-18 survey to schools and applicants



AACP Student Affairs Contacts

Libby Ross, MA

Senior Director for Student Affairs

703.739.2330 x1009, Lross@aacp.org

Rosie Walker, MA

Director of Recruitment and Diversity

703.739.2330 x1033, rwalker@aacp.org

Katie Owings Bruce, BA

Associate Director of Student Affairs

703.739.2330 x1026, kowings@aacp.org

Emily Riley, MM

Student Affairs Coordinator

703.739.2330 x1040, eriley@aacp.org

Policy Review



PHARMCAS

Pharmacy College Application Service

@AACPharmacy #PharmEd18



Policy Review

Program Plans Feature

- The Program Plans feature will be disabled at the launch of the 2018-2019 cycle until the corrected version has been made available.
- Once corrected, the Program Plans screen will only display terms relevant for pharmacy programs.

Policy Review

Pre-Submission Release

- Removal of the pre-submission release statement

Pre-Submission Release

By answering Yes, you authorize PharmCAS to release your name and contact information to your designated programs BEFORE you submit your final application. This will allow your designated programs to send you important information about the local admissions process before you complete your application.

☐

Yes

☐

No

Policy Review

Application Status Categories

- **In Progress:**

- Applicants that have expressed an interest in your program, but have not submitted their application or paid application fees.
- In Progress applicants will not become your applicant until they submit their application.
- Users are able to view or search for these prospective applicants in WebAdMIT, but only contact information is visible.

Policy Review

Transcript Received Date

- The transcript “Received” date in WebAdMIT reflects the date the mail was processed by PharmCAS staff and not the day the mail actually arrived in the office.

Policy Review

Early Decision Button Visibility

- Last cycle there were reports of applicants being confused with the current workflow of applying to Early Decision.
- A new user experience focused around a redesigned workflow has been implemented in the application to help solve this issue.
- An outline of the improved early decision work flow can be found in [AACP Connect](#).

Policy Review

Early Decision School Codes

- Updated School Decision Codes used in Early Decision

RELEASE:

- None
- Denied
- Wait List
- Received/Under Review
- Incomplete/Application Not Reviewed
- Withdrew
- Withdrawn after Matriculation
- Rescinded
- Return Early Decision to Regular Pool

LOCK:

- Offer Accepted
- Offer Made
- Declined Offer
- Deferred
- Matriculated

Policy Review

Professional Transcript Entry

- Professional Transcript Entry (PTE) has been turned off for the 2018-2019 application cycle.

Policy Review

Extended Program Deadline Dates

- Dates for April, May, and June have been added as official program deadline selections for all PharmCAS schools.
 - November 1, 2018
 - December 3, 2018
 - January 7, 2019
 - February 1, 2019
 - March 1, 2019
 - April 1, 2019
 - May 1, 2019
 - June 3, 2019

Policy Review

Spring Academic Update

- No official open date; Applicants can update their spring grades as soon as they are available.
- Spring Academic Update transcripts should be sent to PharmCAS rather than the schools.
- Only transcripts that are sent after the document deadline (June 28, 2019) should be sent to the schools.
- *Reminder:* Spring Academic Update is not verified.

Policy Review

Electronic Transcripts

- PharmCAS accepts electronic transcripts from Credentials Solutions, Parchment, and National Student Clearinghouse (*new for 2018-2019*).
- If a feeder institution does not participate in any of these services, the applicant must arrange for an official paper transcript to be mailed from the college registrar's office.

Policy Review

Deferred Applicants

- Applicants from the 2017-2018 cycle in the "Deferred" decision code can be brought forward into the 2018-2019 WebAdMIT when completing transfer settings.
- Only limited data comes over:
 - Name, address, email, phone number, and designation.

Policy Review

Fee Waiver



- Unlike in past cycles, applicants will be able to submit a PharmCAS fee waiver request at any time during the 2018-2019 cycle.
- Applicants who are approved for a PharmCAS fee waiver will have 14 days (including holidays and weekends) to use it, as compared to 45 days in past cycles.

Policy Review

Criminal Background Check

- Check initiated after offer of admission by participating school
- Accepted applicants will pay a fixed **\$70.00** fee to Certiphi for all searches.
- The \$70.00 fee will also apply to international applicants and domestic applicants who have lived abroad.

Policy Review

Criminal Background Check

- CBC searches:
 - Search by Social Security number
 - Determination of areas of prior residence
 - Search, based on areas of prior residence, at the local (county) level, as well as searches at the state, national, and federal levels
 - Sex offender search
 - Search for dishonorable discharge from the Armed Forces
 - Search of the OIG Exclusions List
 - SanctionsBase, a database of disciplinary actions taken by regulatory and accrediting healthcare agencies, including Boards of PharmacyWork with each school individually because the laws are different in every state

Policy Review

Drug Screening

- \$53 cost to students
- 9 panel + Xtasy + oxycontin + tramadol
- Replaced Quaaludes with Xtasy
- Randomized based on school preference

Training Reminder

- Individual WebAdMIT Training Sessions
 - Hynes Convention Center: Room 307, Third Level



Thank you!



PHARMCAS

Pharmacy College Application Service

@AACPharmacy #PharmEd18



