

A background image showing four people (two men and two women) walking outdoors on a sunny day. They are all smiling and appear to be in a casual setting, possibly a campus. One man is wearing a light purple shirt and tie, another a red polo shirt, and two women are in more casual attire. They are holding white jackets or bags.

CAS Updates and Policy Review

Presented by AACCP and Liaison Staff
July 7, 2022

Panel

Libby Ross, MA

Senior Director for Student Affairs

American Association of Colleges of Pharmacy

Katie Bruce, BA

Director of Application Services and Student Programs

American Association of Colleges of Pharmacy

Deborah Erdner, MS

Vice President, CAS Operations

Liaison International, Inc.

Topics

- Application and Seat Data
- CAS Policies and Enhancements
- CAS Operations Overview

PharmCAS Applicant Volume Comparison

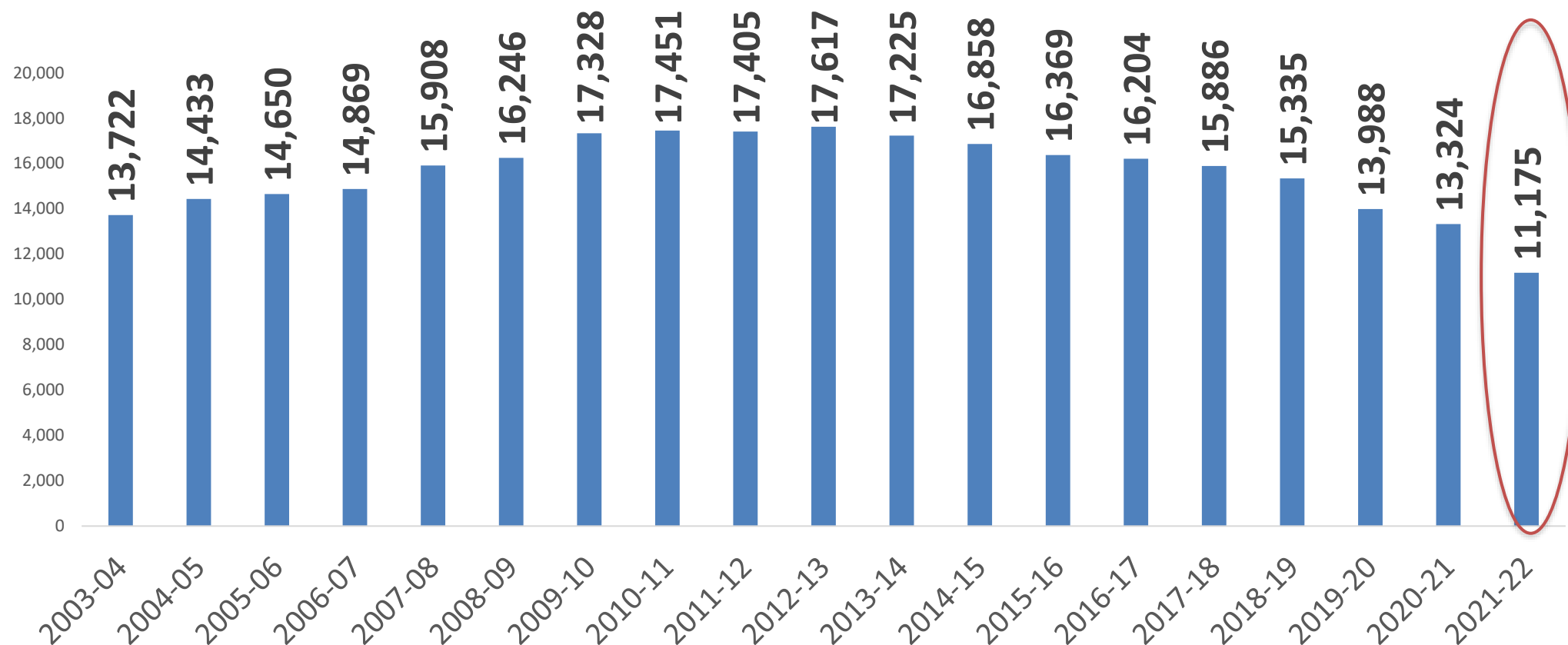
as of July 1, 2022

Date	All PharmCAS Applicant Accounts	In-progress Applicants	Received Applicants	Complete Applicants	Verified Applicants	All Submitted Applicants (includes all received, complete, and verified applicants combined)
7/1/2021	27,194	12,940	428	511	13,315	14,254
7/1/2022	24,170	11,918	379	698	11,175	12,252
% Change	-11.1%	-7.9%	-11.4%	36.6%	-16.1%	-14.0%

Table reflects preliminary data on PharmCAS applicants with **Verified** status as of July 1, 2022.
Final PharmCAS data for the 2021-2022 cycle will be available in Fall 2022.

PharmCAS Applicant Trends

as of July 1, 2022



Graph reflects preliminary data on PharmCAS applicants with **Verified** status as of July 1, 2022.
Final PharmCAS data for the 2021-2022 cycle will be available in Fall 2022.

PharmCAS Application Volume Comparison

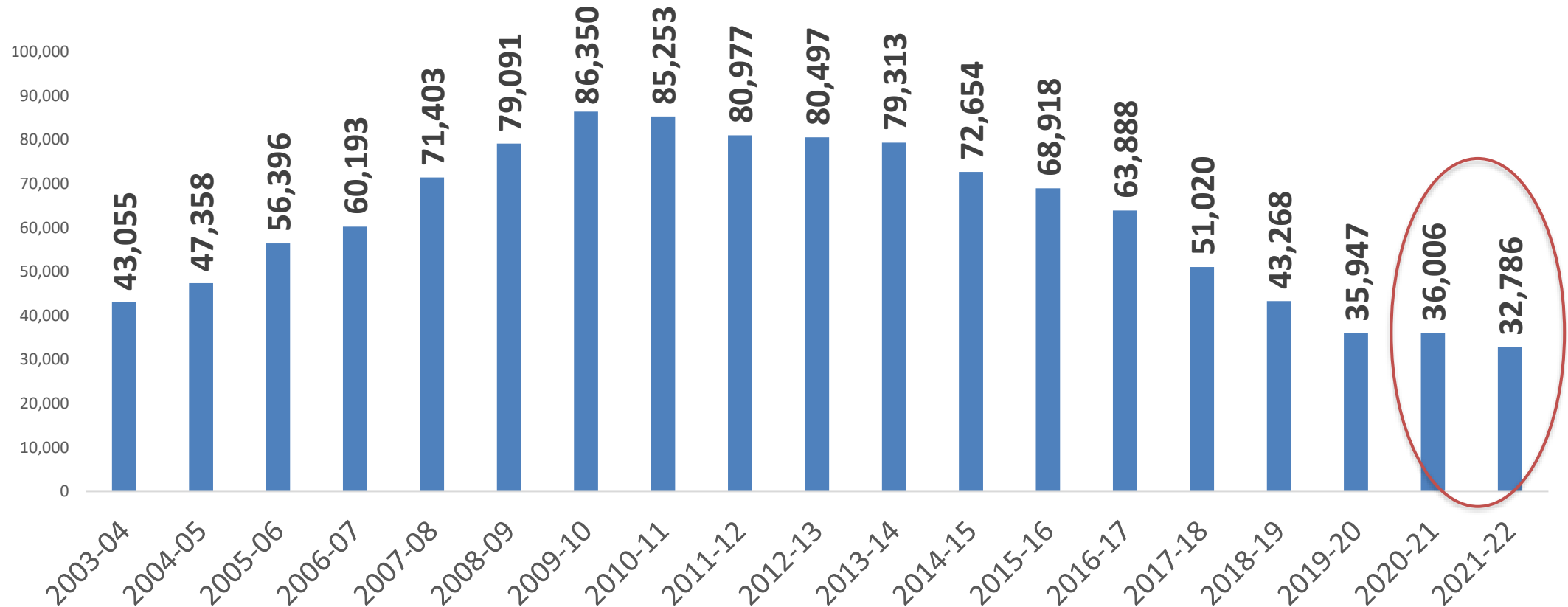
as of July 1, 2022

Date	All PharmCAS Applications	All Submitted Applications (includes all received, complete, and verified applications combined)	Mean # of Submitted Applications per Applicant
7/1/2021	76,631	36,967	2.59
7/1/2022	73,091	33,651	2.75
% Change	-4.6%	-9.0%	+5.9%

Table reflects preliminary data on PharmCAS applications with **Verified** status as of July 1, 2022.
Final PharmCAS data for the 2021-2022 cycle will be available in Fall 2022.

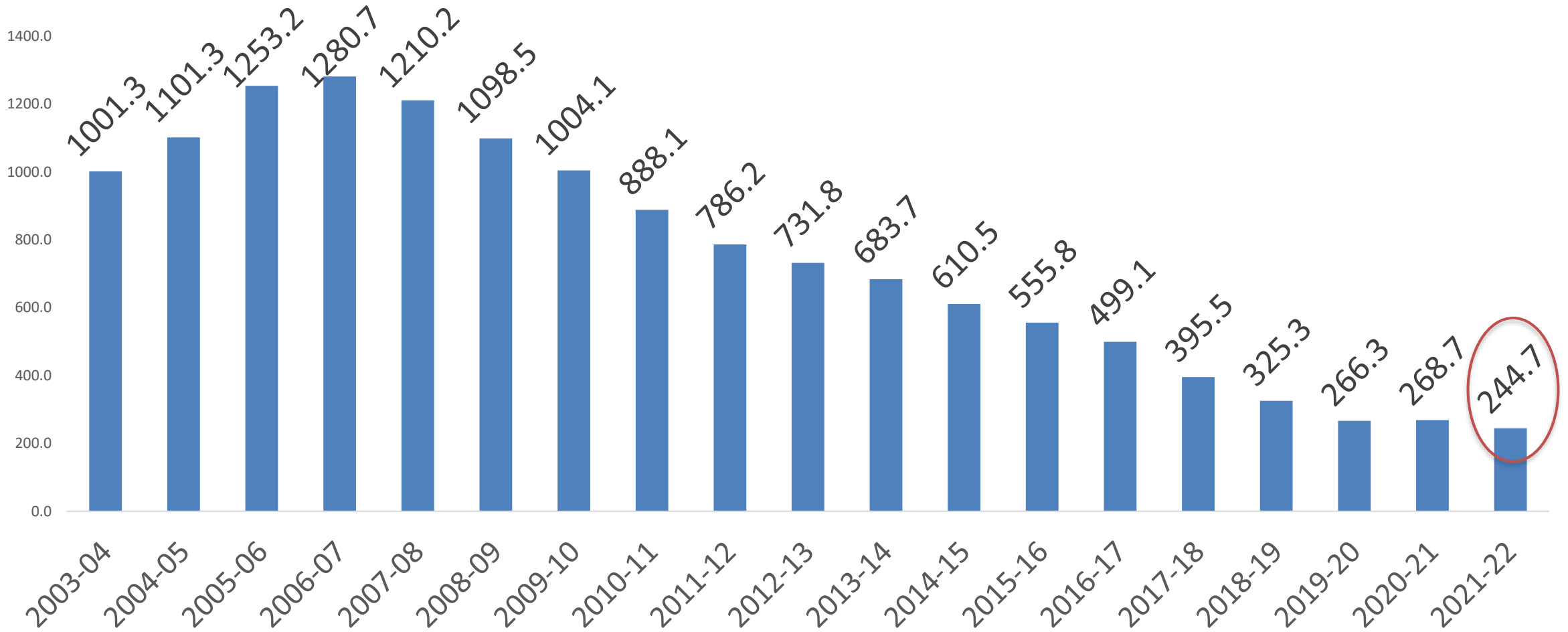
PharmCAS Application Trends

as of July 1, 2022



Graph reflects preliminary data on PharmCAS applications with **Verified** status as of July 1, 2022.
Final PharmCAS data for the 2021-2022 cycle will be available in Fall 2022.

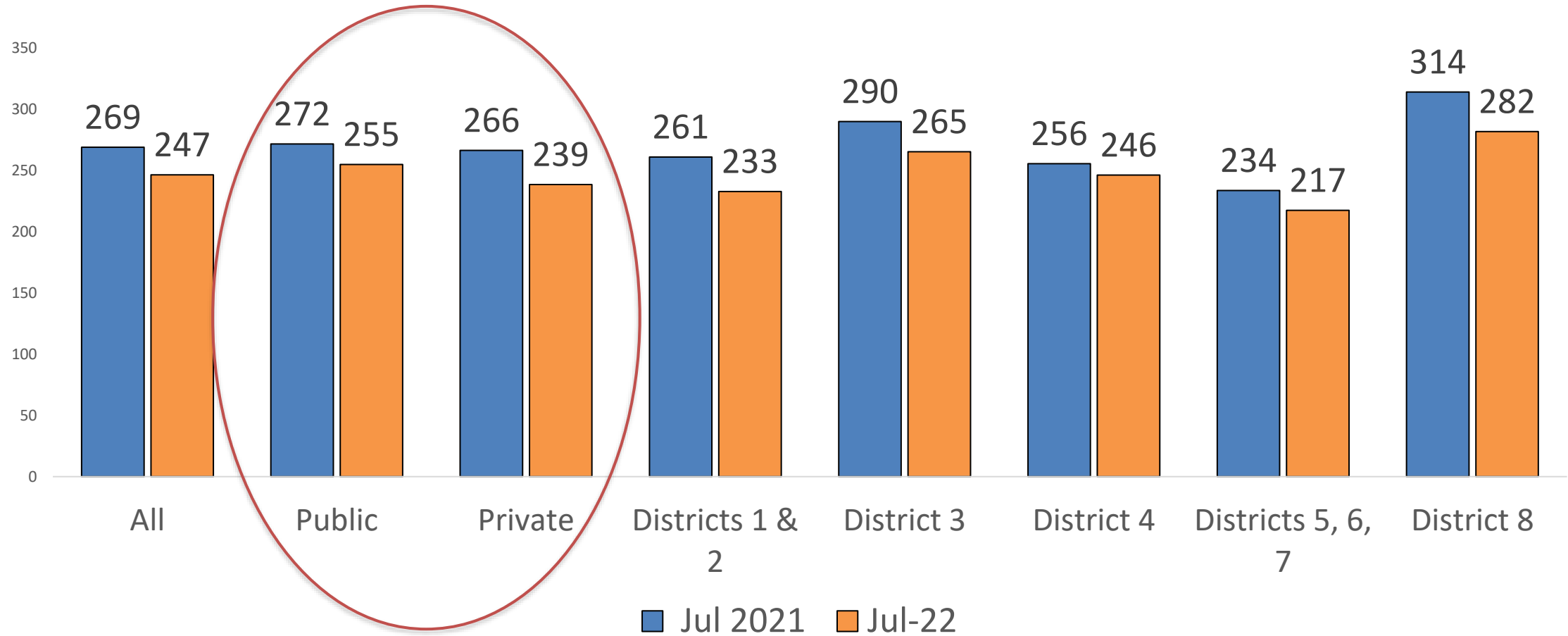
Mean Number of PharmCAS Applicants per Program



Graph reflects preliminary data on PharmCAS applicants with **Verified** status as of July 1, 2022.

Final PharmCAS data for the 2021-2022 cycle will be available in Fall 2022.

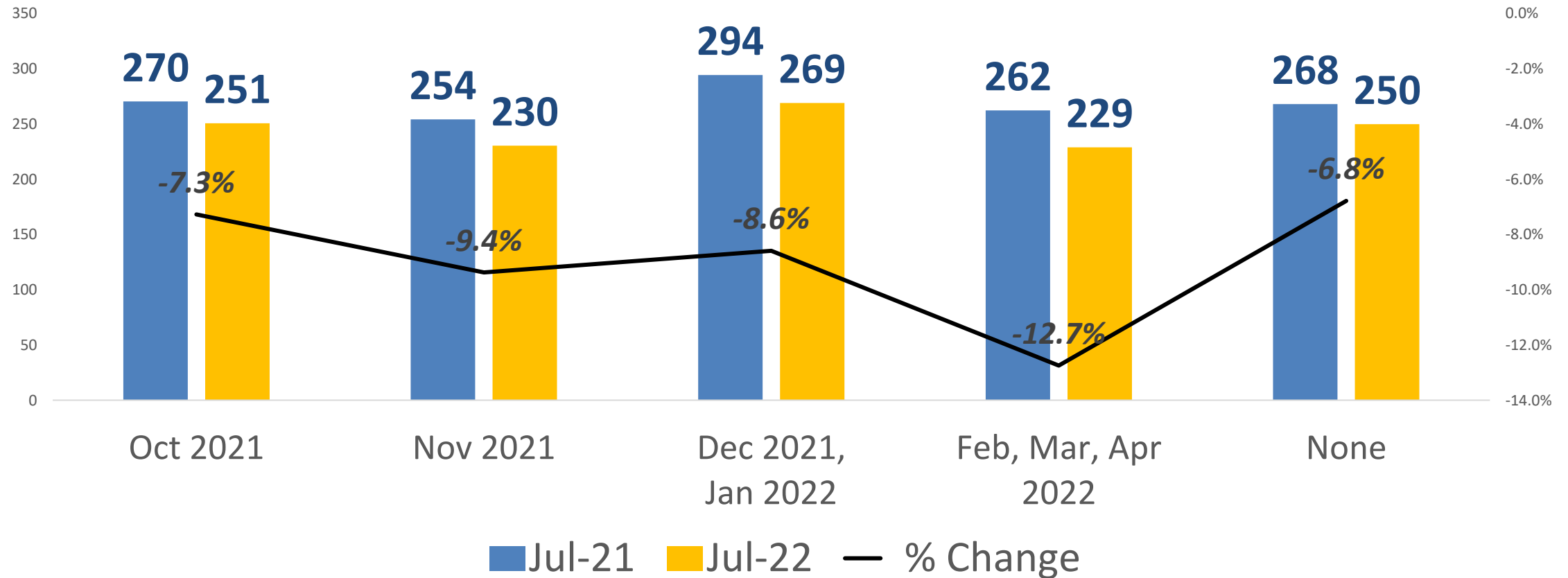
Mean # of PharmCAS Applicants per Program as of July 1, 2022



Graph reflects preliminary data on PharmCAS applicants with **Verified** status as of July 1, 2022.
Final PharmCAS data for the 2021-2022 cycle will be available in Fall 2022.

PharmCAS Volume by Program Priority Deadline

as of July 1, 2022



** Some colleges and schools of pharmacy offer more than one program, pathway, or campus for Pharm.D. degree students and are represented more than once.*

** Priority deadlines cannot be changed after the cycle has launched.*

PharmD Seats Data

Available vs. Filled

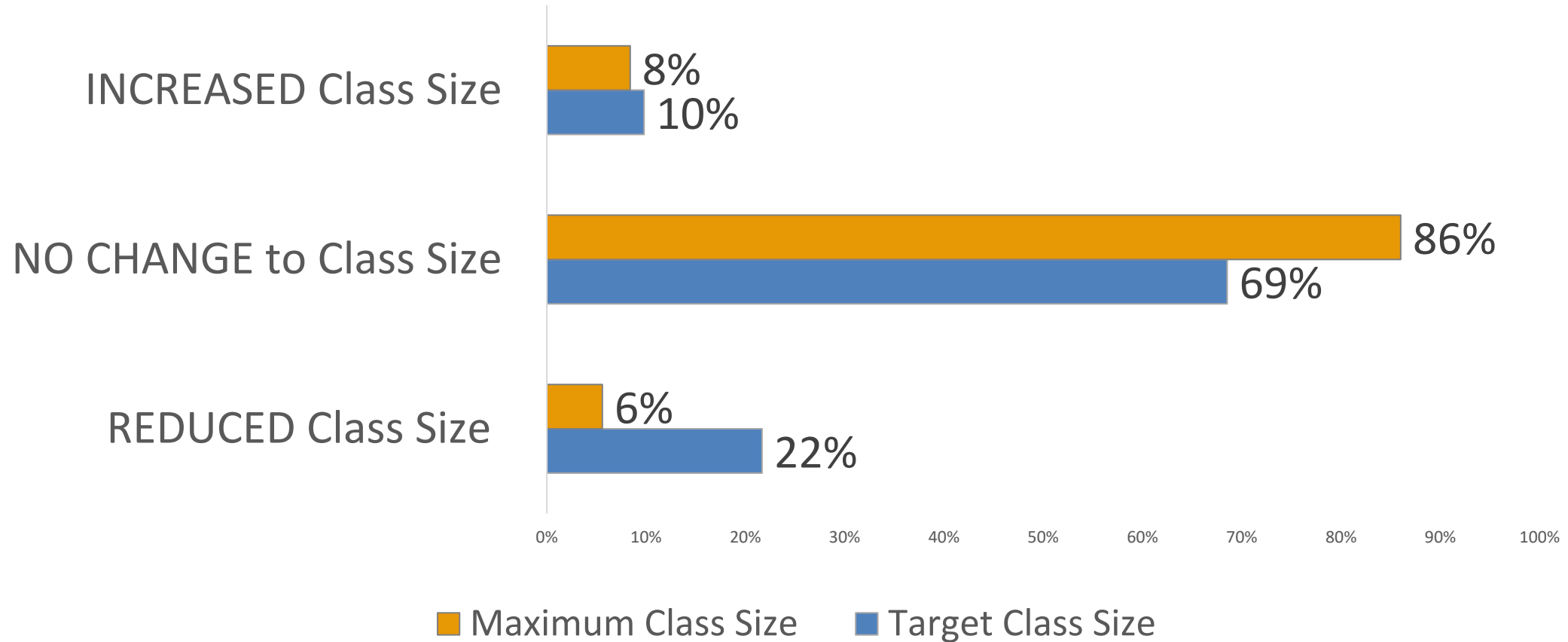
P1 Pharm.D. Seats Available vs. Filled

All Institutions

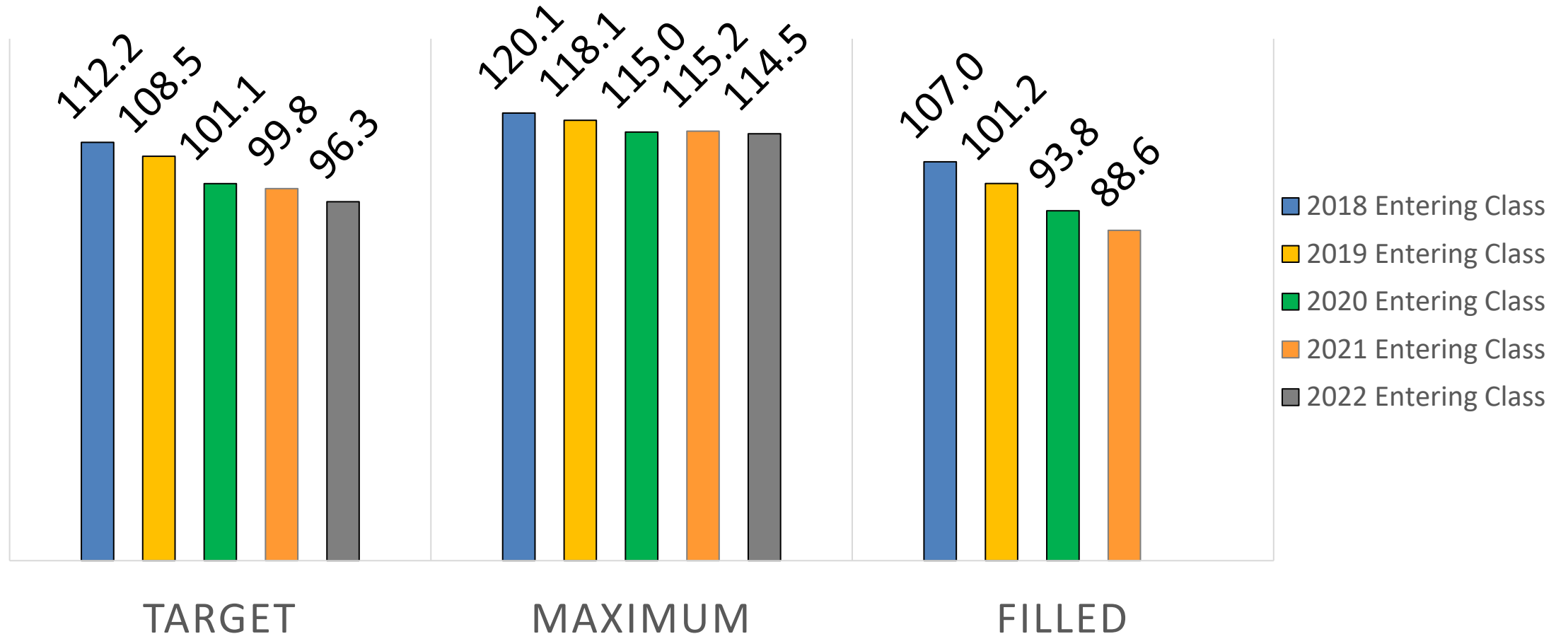
	For All Institutions		
	Target # of Seats Available	Maximum # of Seats Available	# of Seats Filled
2017-2018 Cycle for 2018 Entering Class	15,934	17,050	15,192
2018-2019 Cycle for 2019 Entering Class	15,512	16,893	14,466
2019-2020 Cycle for 2020 Entering Class	14,464	16,443	13,420
2020-2021 Cycle for 2021 Entering Class	14,273	16,476	12,580
2021-2022 Cycle for 2022 Entering Class	13,674	16,261	N/A

- 2022, 2021, and 2020 seats data are based on school-reported numbers in the PharmCAS School Directory.
- 2019 and 2018 seats data are based on previous school-reported data captured in the AACP Seat Survey results.
- AACP cannot determine the number of individual applicants who applied to non-PharmCAS schools.
- Seats filled data is not yet available for the 2022 entering class.

School Changes to 2022 P1 Entering Class Size



Mean # of Pharm.D. Seats per P1 Entering Class

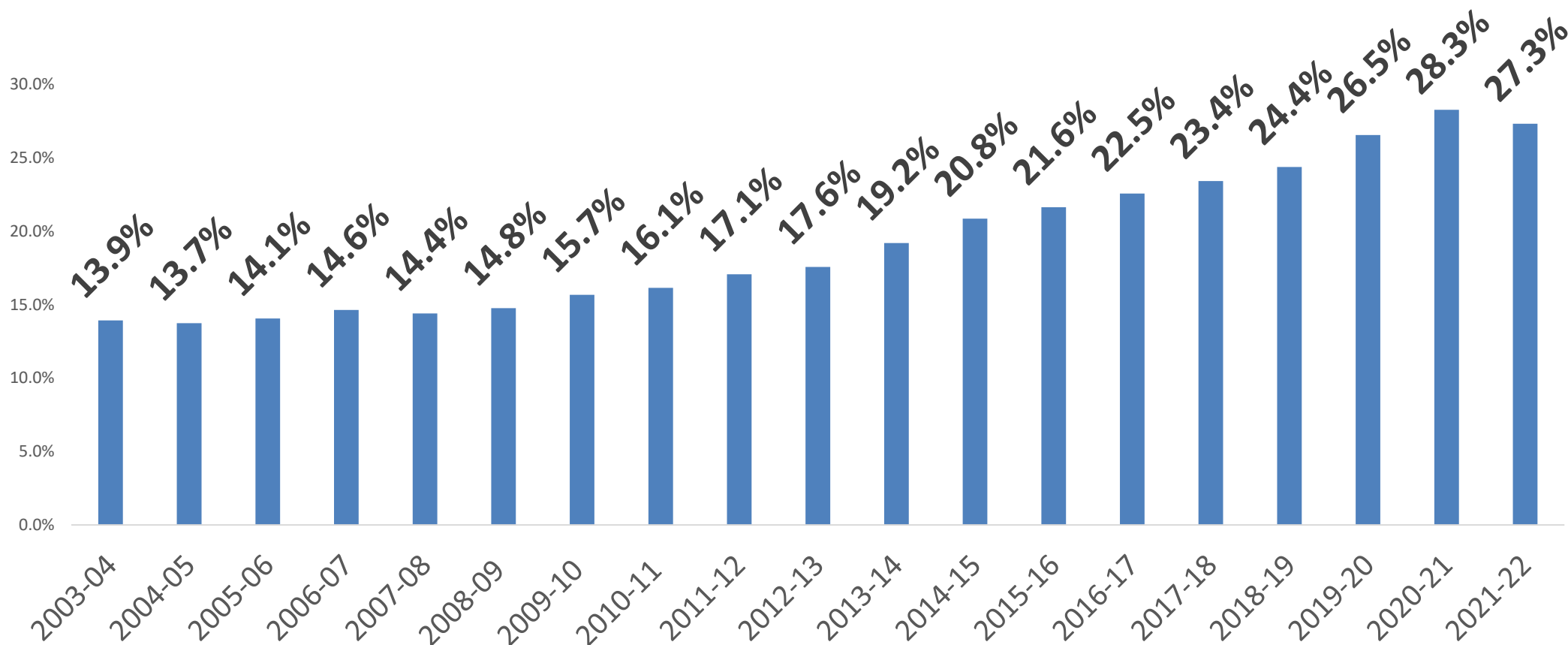


P1 Pharm.D. Seats Available vs. Filled

PharmCAS Institutions

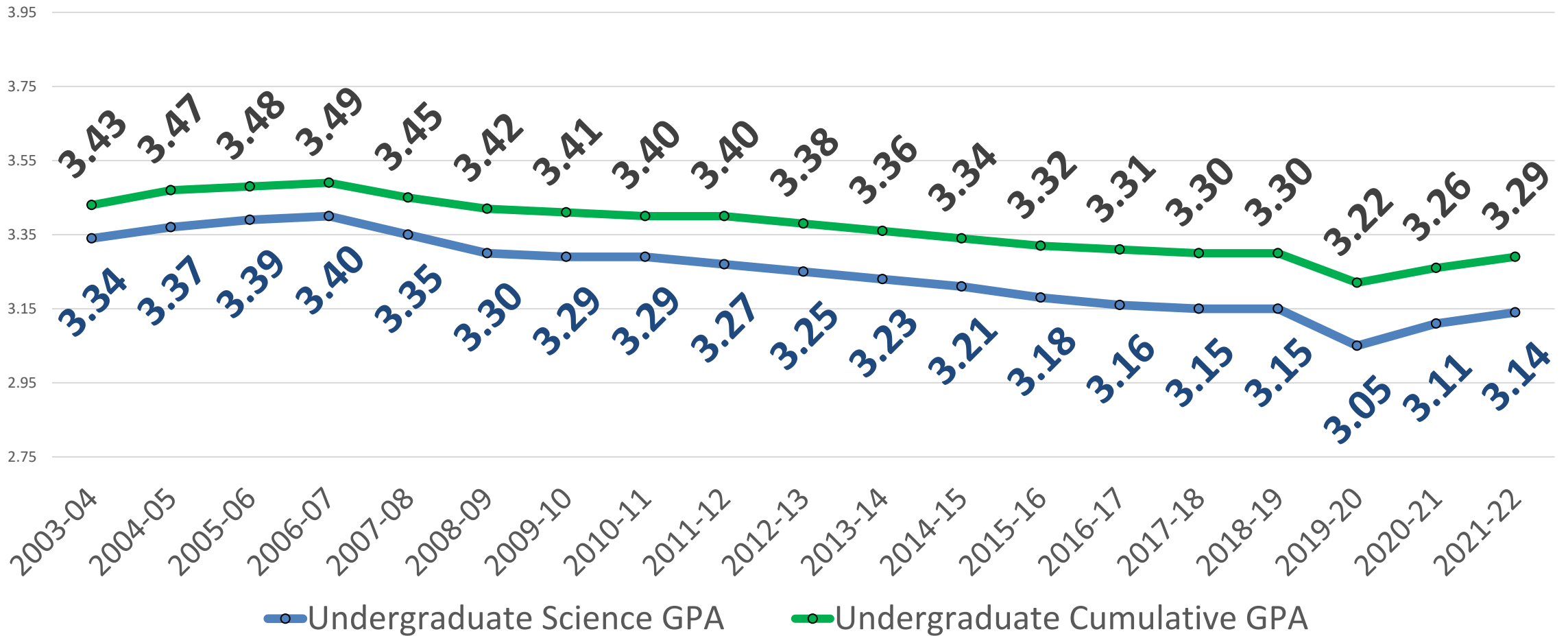
	For PharmCAS Institutions					
	Target # of Seats Available	Maximum # of Seats Available	# of Seats Filled	# of PharmCAS Applicants	Ratio of Applicants to Target # of Seats	Ratio of Applicants to Max # of Seats
2017-2018 Cycle for 2018 Entering Class	15,934	17,050	15,192	15,866	1.09	1.05
2018-2019 Cycle for 2019 Entering Class	15,512	16,893	14,466	15,335	1.08	0.99
2019-2020 Cycle for 2020 Entering Class	13,357	15,212	12,382	13,988	1.05	0.92
2020-2021 Cycle for 2021 Entering Class	13,296	15,419	11,659	13,324	1.00	0.86
2021-2022 Cycle for 2022 Entering Class	12,645	15,218	N/A	11,093	0.88	0.73

Underrepresented Minority Applicant Trends



*Graph reflects preliminary PharmCAS GPA data for all applicants with Verified status as of June 22, 2022.
Final PharmCAS data for 2021-2022 will differ and be available in Fall 2022.*

PharmCAS GPA Trends



Graph reflects preliminary PharmCAS GPA data for all applicants with Verified status as of June 22, 2022.
Final PharmCAS data for 2021-2022 will differ and be available in Fall 2022.

School Policies: **Online Course Prerequisites**

Can applicants use online classes to fulfill the institution's course prerequisites?

	Yes		No		Varies		Not Sure		N/A	
	2021-2022	2022-2023	2021-2022	2022-2023	2021-2022	2022-2023	2021-2022	2022-2023	2021-2022	2022-2023
Science Courses with Labs	57%	57%	10%	10%	30%	32%	3%	1%	1%	0%
Science Courses without Labs	73%	74%	3%	2%	20%	21%	2%	1%	2%	3%
Non-Science Courses	84%	87%	1%	1%	13%	13%	1%	0%	1%	0%

Table reflects school-reported data in the 2022-2023 PharmCAS School Directory data as of July 1, 2022
Visit the PharmCAS School Directory to view more comparison tables.

School Policies: **Pass/Fail Course Prerequisites**

Can applicants use pass/fail classes to fulfill the institution's course prerequisites?

	Yes		Yes, but only if no letter grade option available		No		Varies		Not Sure		N/A	
	2021-2022	2022-2023	2021-2022	2022-2023	2021-2022	2022-2023	2021-2022	2022-2023	2021-2022	2022-2023	2021-2022	2022-2023
Science Courses with Labs	22%	18%	28%	31%	20%	17%	27%	31%	1%	1%	1%	1%
Science Courses without Labs	24%	19%	28%	31%	19%	16%	26%	30%	1%	1%	2%	3%
Non-Science Courses	26%	23%	27%	30%	18%	16%	27%	29%	1%	1%	1%	1%

Table reflects school-reported data in the 2022-2023 PharmCAS School Directory data as of July 1, 2022.
Visit the PharmCAS School Directory to view more comparison tables.

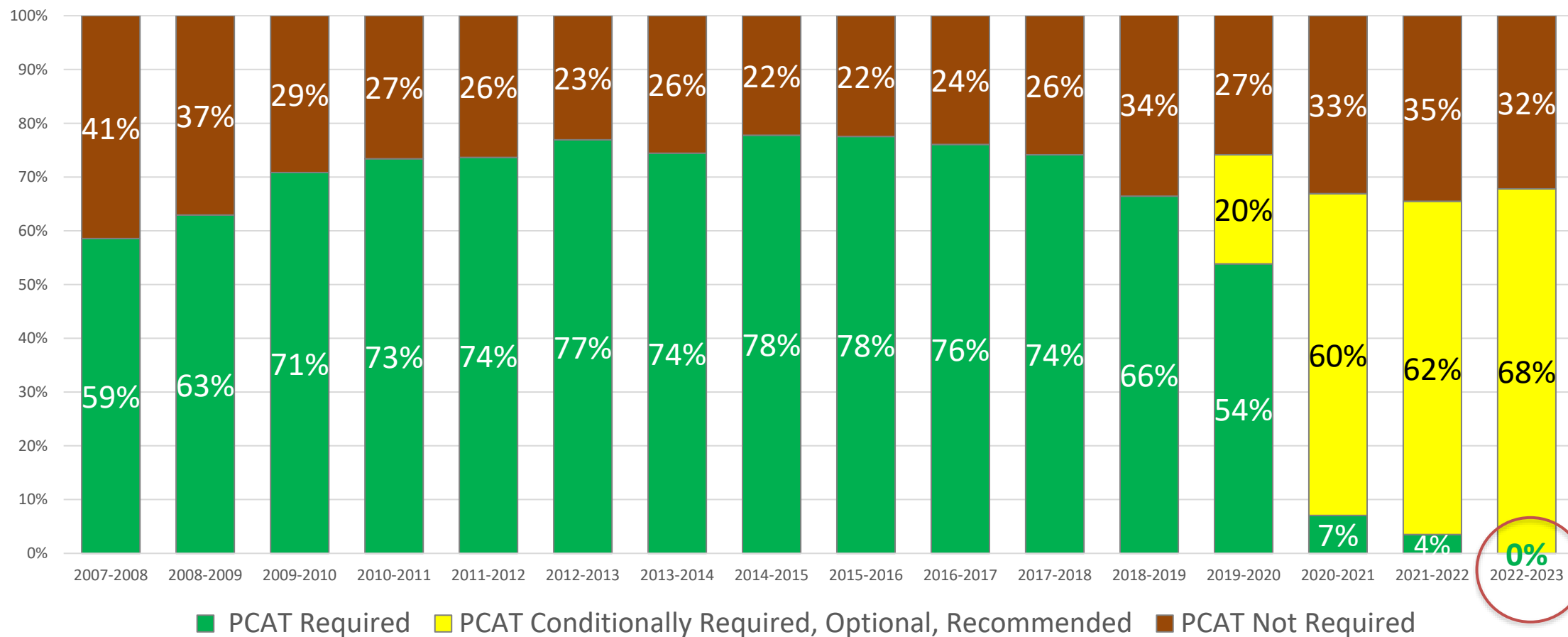
School Policies: **Online Interviews for Admission**

Does the institution offer an online interview option?

	Yes		Yes, but only on a case-by-case basis		Yes, but only if the campus is closed to visitors		No		Not Sure	
	2021-2022	2022-2023	2021-2022	2022-2023	2021-2022	2022-2023	2021-2022	2022-2023	2021-2022	2022-2023
Online Interview Option	43%	57%	34%	28%	10%	6%	1%	3%	12%	7%

Graph reflects school-reported data in the 2022-2023 PharmCAS School Directory data as of July 1, 2022
Visit the PharmCAS School Directory to view more comparison tables.

PCAT School Requirements by Cycle



The background image shows three female students in a laboratory. They are all wearing white lab coats and safety glasses. The student on the left is holding a test tube. The student in the middle is looking down at something. The student on the right is looking towards the center. The image is faded to allow text to be overlaid.

Policy Review & 2022-2023 Enhancements

PharmCAS Advisory Committee: 2021-2022

- Jennifer Clutter West Virginia University, Chair
- Erin Behnen Belmont University
- Gwen Chretien University of South Florida
- Dustin Christensen-Grant Roseman University of Health Sciences
- Amy Diepenbrock University of the Incarnate Word
- Amber Hawk University of Nebraska Medical Center
- Nikki Mellen University of South Carolina
- Kevin Rynn University of Illinois Chicago
- Laurel Sampognaro The University of Louisiana Monroe
- Kris Virga William Carey University
- Krystal Ward The University of New Mexico
- Katie Bruce AACP

PharmGrad Advisory Committee: 2021-2022

- Jason Hartfield Keck Graduate Institute, Chair
- Jordana Berry Mercer University
- Julie Cogley-Pifko Manchester University
- Kimberly Dunn Campbell University
- Justin Hadley Albany College of Pharmacy and Health Sciences
- Innokentiy Maslennikov Chapman University
- Katie Bruce AACP

PharmCAS Community

- Faculty and staff involved in the pharmacy admissions process are encouraged to subscribe to the PharmCAS Community on AACP Connect.
- Accessed here: <http://connect.aacp.org>.
- To request access to this community, contact cas@aacp.org.

Important Dates Reminder

- **PharmCAS**

- **July 14:** Application and WebAdMIT launch by noon ET for 2022-2023;
Transfer settings feature and final Custom Export Layout file are available

- **PharmGrad**

- **August 18:** Application and WebAdMIT launch by noon ET for 2022-2023;
Transfer settings feature and final Custom Export Layout file are available

Transfer Settings Feature Availability

- **Only** the institutional administrator(s) for WebAdMIT can initiate the Transfer Settings feature beginning in the 2022-2023 cycle.
- Transfer settings allows schools to carry forward school-specific templates and report settings from the previous cycle into the new WebAdMIT cycle.

Program Plans Feature

- PharmCAS will turn on the Program Plans feature (i.e., Extended Profile) for the 2022-2023 application cycle
- All applicants will be asked to indicate when they plan to begin the program, thus providing additional details for in-progress applicants.



Jillcaltest Baercaltest

2812504382

My Profile

Extended Profile

Payment History

Extended Profile

Please provide some additional information in order to set up your application.

Enter your responses to the additional profile questions. Visit the [Applicant Help Center](#) for more information.

Once you submit your application, you cannot edit this section.

* Indicates required field

Program Plans

* Indicate when you plan to begin your program to help us serve you better. This is for informational purposes only.

- **Current Applicant:** Applicants applying in the current 2022-2023 cycle only (i.e., 2023 entering class)
- **Non-Applicant:** Applicants not planning to begin a program (i.e., parent, teacher/advisor, etc)
- **Undecided or Applicant for Future Cycle:** Applicants whose application plans are undecided or who plan to apply in a future cycle after Fall 2023



Current Applicant



Non-Applicant



Undecided or Applicant for Future Cycle

[Save Changes](#)

Fee Waiver Eligible Status Feature

- Applicants will be alerted that they qualified for a fee waiver even if the fund is depleted.
- School users will now be able to view if applicants met the fee waiver requirements in case it impacts their admissions process.

Professional Transcript Entry (PTE) Status

- Applicants occasionally forget to approve their Professional Transcript Entry (PTE).
- This enhancement increases the call-to-action to the applicant to review and finalize their PTE.

Professional Transcript Entry

When our specialists finish your Professional Transcript Entry, you must review and approve all entered transcript data. Click the **Transcript Review** button on each college to review and approve the transcript data entered for each school. If any of the programs to which you are applying request that you identify prerequisite coursework, you can complete that from this page as well.

After you approve all of your transcript data and match your prerequisites, click the **I Am Finished** button to finalize your transcript data and send it to your programs.

If you find an error with your transcript data, please contact Customer Support at info@pharmcas.org.

Professional Transcript Entry Status

Materials Received 

Professional Transcript Entered

Transcript Review

Prerequisites Matching

Finalize Your Transcript Data



I Am Finished

Removal of Felony and Misdemeanor Questions

- Felony and misdemeanor questions have been removed from the Personal Information section (Quadrant 1) of the 2022-2023 PharmCAS application.
- PharmCAS still permits pharmacy schools to capture criminal background check items as custom questions in the Program Materials section (Quadrant 4).

Only Electronic WES Foreign Transcript Evaluations

- Beginning in the 2022-2023 admissions cycle, applicants will no longer be able to order **mailed** paper versions of foreign transcript evaluations
- **Only** electronic reports will be accepted.
- With this change, all international applicants will now have an "**Official WES GPA**" listed under the GPA Overview Tab in WebAdMIT.

Order Your Official Foreign Evaluation

Peking University

Confirm and select an electronic transcript service your college or university uses.



Step 1: Sign in or create an account with WES

Step 2: Click **Apply** to start a request

Step 3: Follow the instructions to complete your request

[Visit WES Now](#)

[I Will Do This Later](#) | [I Ordered My Evaluation](#)

Personal Essay Prompt Included in Application PDF

- With this enhancement, the essay prompt will be displayed above the applicant's personal essay in the full application PDF in WebAdMIT.
- Previously, only the applicant's essay was displayed.

Citizenship and Residency Editable After Submission

Under the Citizenship Information section, non-U.S. citizens can now update their citizenship and residency statuses after submitting their application.

Liaison's Explore Health Careers Program

Liaison's Explore Health Careers program facilitates the application process for "other CAS" applicants who applied to and were denied admission to one health profession program and have agreed to be considered for admission by the college or school of pharmacy at the same institution.

Rules for Liaison's Explore Health Careers Program

Do NOT...

- ⊘ Publicly promote the transfer service.
- ⊘ Contact applicants about the transfer service before they are denied by the other program.
- ⊘ Accept applicants before they have...
 - agreed to be considered by the pharmacy school or
 - been interviewed by the pharmacy school ([ACPE Standard](#)).
- ⊘ Use the **DEFERRED** decision code in WebAdMIT for applications transferred via this service.
- ⊘ Use the service for the same applicant in a future cycle.
- ⊘ Offer the transfer service to any ineligible applicants.

PharmCAS Participation Policy - Enforcement

- **Rule:** All schools must comply with the PharmCAS full participation policy during the 2022-2023 cycle.
- **Tracking:** School-specific data in WebAdMIT will be compared to the application and enrollment data captured by AACCP's Assessment & Accreditation Management System (AAMS).
- **Investigation:** If significant discrepancies, AACCP staff will investigate to determine whether the school is accepting applicants outside of PharmCAS.
- **Enforcement:** If applicants are accepted outside of PharmCAS, the school may not be permitted to participate in the service for one cycle and until they agree to comply.

PharmCAS Participation Policy - FAQs

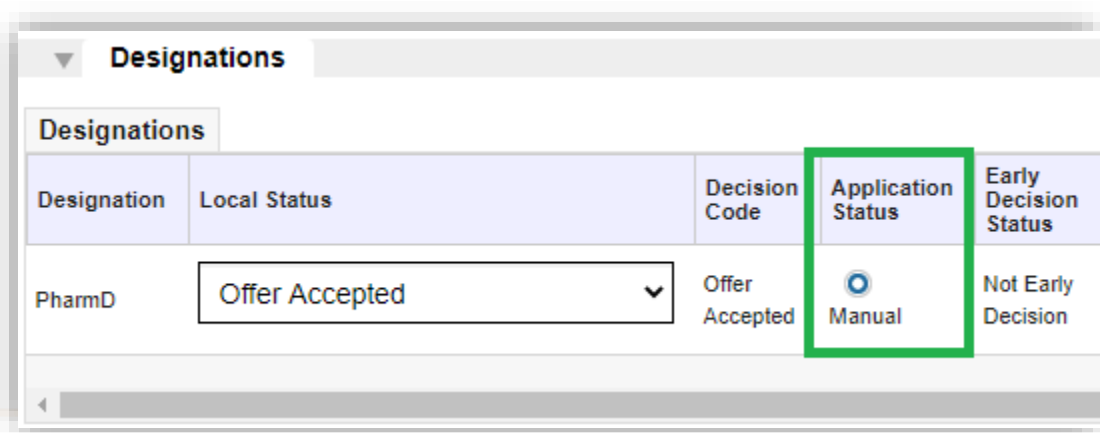
- Can we offer interviews or make admission decisions on applications before they are **verified** by PharmCAS?
- Can we provisionally accept a PharmCAS applicant now for a **future entering class**, if they are not yet qualified for our upcoming entering class?
- Are **early assurance** students exempt from the PharmCAS full participation policy?
- A current Pharm.D. student has completed professional courses at another pharmacy school and wishes to transfer to our school with **advanced standing**. Does s/he need to apply via PharmCAS?

PharmCAS Criminal Background Check

- Only **OFFER ACCEPTED** will trigger Certiphi Screening, Inc. to send an email to the preferred email address of the applicant, as entered in the PharmCAS application.
- Applicants will be charged a **\$72.70** fee by Certiphi.

Liaison-Assisted Deferral Process

- Occurs on October 1 every year.
- Deferred applicants appear in WebAdMIT in the new cycle with an application status of **Manual**.
- Enter all Deferred decision codes in WebAdMIT by no later than **September 30** (and before the deferred data is pulled on Oct. 1).
- Schools cannot defer any 2021-22 applicants after September 30.



The screenshot shows the 'Designations' section of the WebAdMIT interface. It contains a table with the following columns: Designation, Local Status, Decision Code, Application Status, and Early Decision Status. The 'Designation' column has the value 'PharmD'. The 'Local Status' column has a dropdown menu currently showing 'Offer Accepted'. The 'Decision Code' column has the value 'Offer Accepted'. The 'Application Status' column has a radio button selected next to the 'Manual' option, which is highlighted with a green rectangular box. The 'Early Decision Status' column has the value 'Not Early Decision'.

Designation	Local Status	Decision Code	Application Status	Early Decision Status
PharmD	Offer Accepted	Offer Accepted	<input checked="" type="radio"/> Manual	Not Early Decision

- Liaison International
- PharmCAS Operations Update

• Agenda



- Successes & Challenges in 2022
 - Kim Petersdorf – new manager in Buffalo
 - #CSW
 - New Ring Central modules
 - Keeping the Team engaged from home
- New Ring Central Modules
- [Interaction Analytics Pro](#) – AI-powered module to identify root cause and trends across 100% of our interactions (vs hiring a data analyst to manually sort thru all the transactions)
- [Quality Management Pro](#) – enables quality monitoring & management of agent interactions (vs hiring more managers to handle manually)
- Compare YOY numbers for customer service & verification

A photograph of three customer service agents in a call center. A woman in the foreground is smiling and wearing a headset. Behind her, a man with a beard and headset is looking at a computer monitor. A woman stands behind him, also looking at the monitor. The monitor displays lines of code in a dark theme. A blue and green digital overlay is present on the right side of the image.

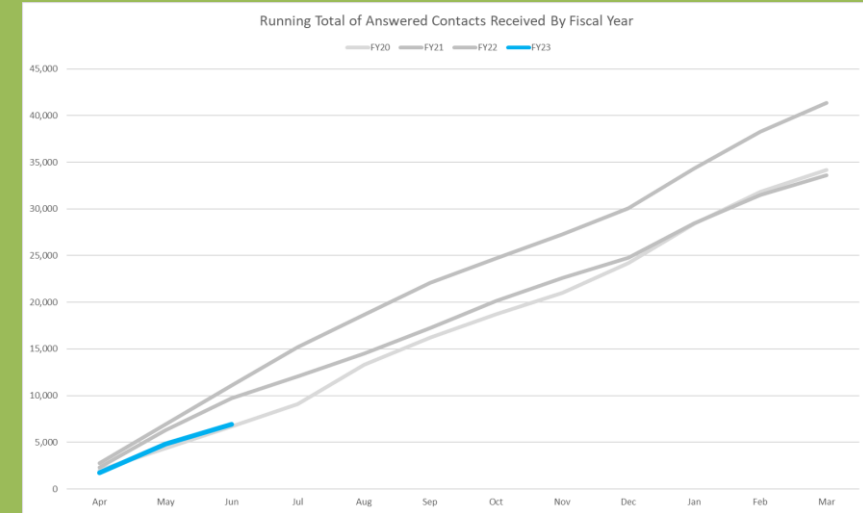
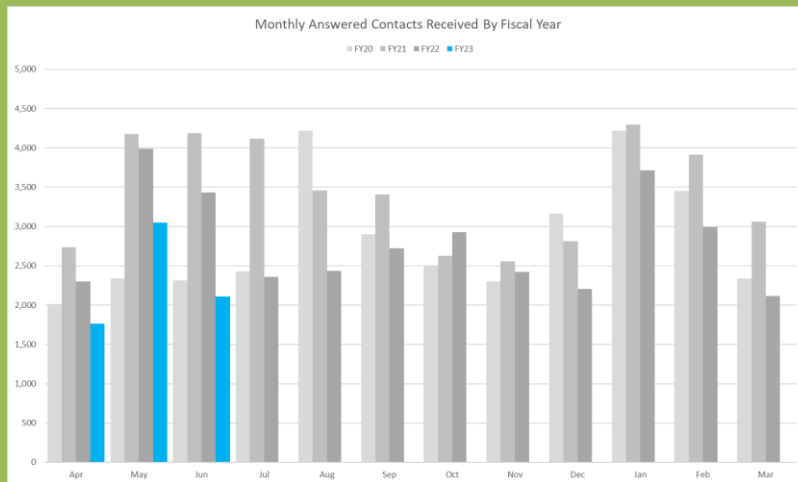
• CUSTOMER SERVICE

• 2021-2022



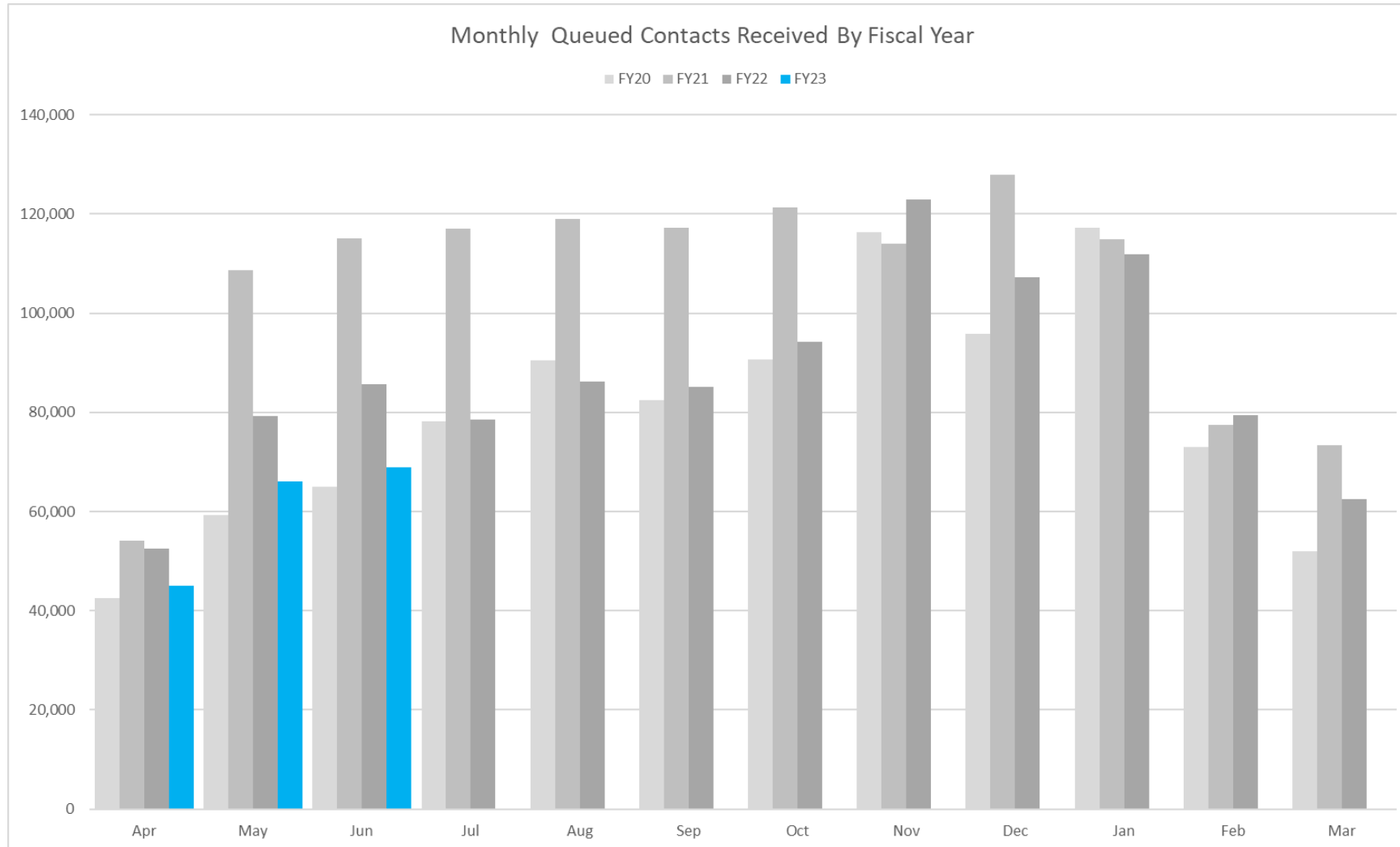
- PharmCAS Contacts (calls/chat/e-mail)

Monthly Answered Contacts Received By Fiscal Year					
	FY19	FY20	FY21	FY22	FY23
Apr	2,126	2,014	2,737	2,301	1,765
May	2,499	2,338	4,176	3,987	3,050
Jun	1,954	2,317	4,185	3,430	2,111
Jul	2,817	2,430	4,118	2,360	
Aug	6,059	4,220	3,457	2,437	
Sep	4,407	2,901	3,408	2,721	
Oct	3,968	2,503	2,628	2,926	
Nov	3,138	2,301	2,558	2,420	
Dec	2,897	3,164	2,810	2,204	
Jan	4,843	4,218	4,293	3,714	
Feb	3,613	3,451	3,913	2,994	
Mar	2,269	2,341	3,062	2,113	
Grand Total	40,590	34,198	41,345	33,607	6,926



Running Total of Answered Contacts Received By Fiscal Year							
	FY19	FY20	FY21	FY22	FY23	YoY Growth FY21 vs FY22	YoY Growth FY22 vs FY23
Apr	2,126	2,014	2,737	2,301	1,765	-16%	-23%
May	4,625	4,352	6,913	6,288	4,815	-9%	-23%
Jun	6,579	6,669	11,098	9,718	6,926	-12%	-29%
Jul	9,396	9,099	15,216	12,078		-21%	
Aug	15,455	13,319	18,673	14,515		-22%	
Sep	19,862	16,220	22,081	17,236		-22%	
Oct	23,830	18,723	24,709	20,162		-18%	
Nov	26,968	21,024	27,267	22,582		-17%	
Dec	29,865	24,188	30,077	24,786		-18%	
Jan	34,708	28,406	34,370	28,500		-17%	
Feb	38,321	31,857	38,283	31,494		-18%	
Mar	40,590	34,198	41,345	33,607		-19%	
Grand Total	40,590	34,198	41,345	33,607		-19%	

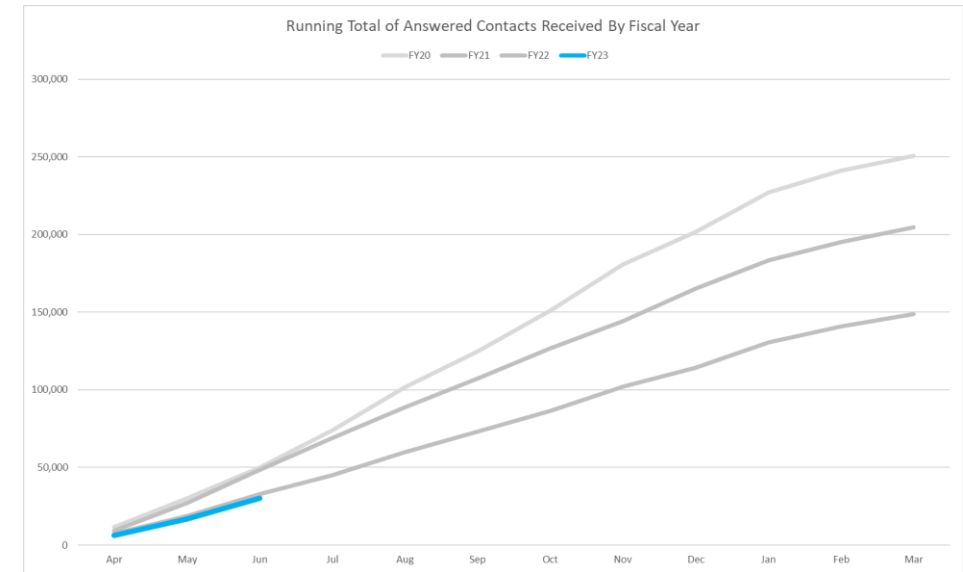
- Running Totals (calls, chats, emails)



• Liaison Monthly Calls



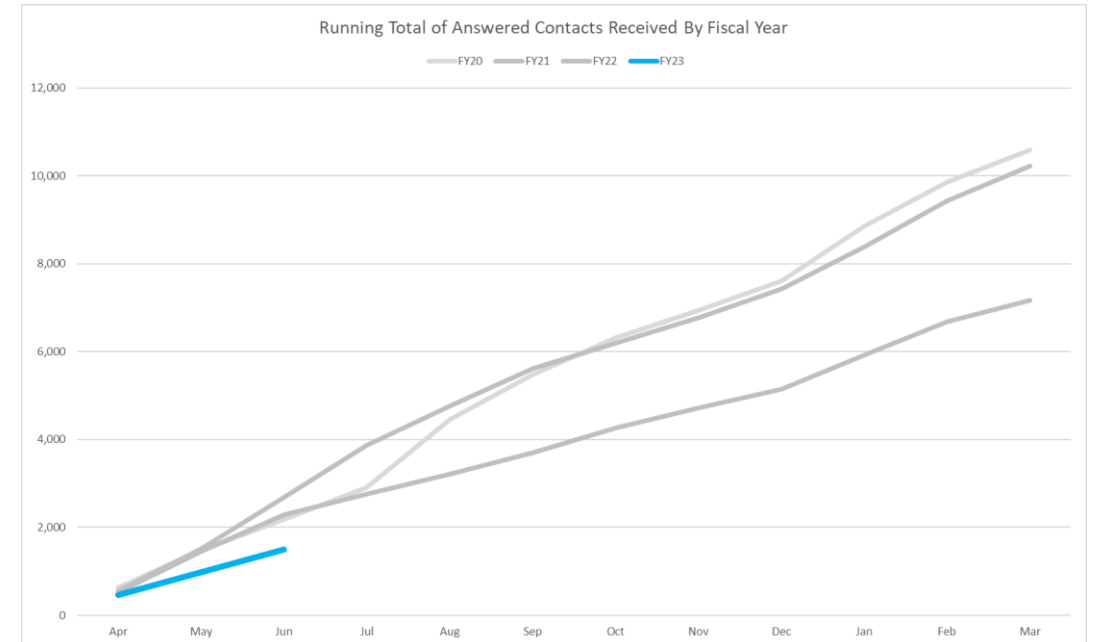
Monthly Answered Contacts Received By Fiscal Year					
	FY19	FY20	FY21	FY22	FY23
Apr	14,776	11,598	9,267	7,379	6,432
May	27,491	18,419	17,799	11,545	10,492
Jun	22,822	20,006	21,370	13,844	13,417
Jul	27,032	23,719	20,362	12,292	
Aug	33,637	28,024	19,841	14,678	
Sep	26,828	23,096	18,613	13,352	
Oct	32,754	26,371	19,380	13,364	
Nov	34,229	29,481	17,624	15,679	
Dec	29,690	20,777	20,864	12,059	
Jan	35,546	25,502	18,086	16,274	
Feb	19,575	14,186	11,836	10,398	
Mar	12,657	9,315	9,648	7,734	
Grand Total	317,037	250,494	204,690	148,598	30,341



• PharmCAS Monthly Calls



Monthly Answered Contacts Received By Fiscal Year					
	FY19	FY20	FY21	FY22	FY23
Apr	905	628	555	525	463
May	1,276	857	958	921	519
Jun	727	699	1,165	845	521
Jul	1,081	728	1,193	471	
Aug	2,835	1,550	899	454	
Sep	1,798	1,025	845	490	
Oct	1,615	836	584	562	
Nov	1,232	622	575	449	
Dec	972	658	650	425	
Jan	1,986	1,250	955	777	
Feb	1,420	1,012	1,058	758	
Mar	812	724	790	494	
Grand Total	16,659	10,589	10,227	7,171	1,503



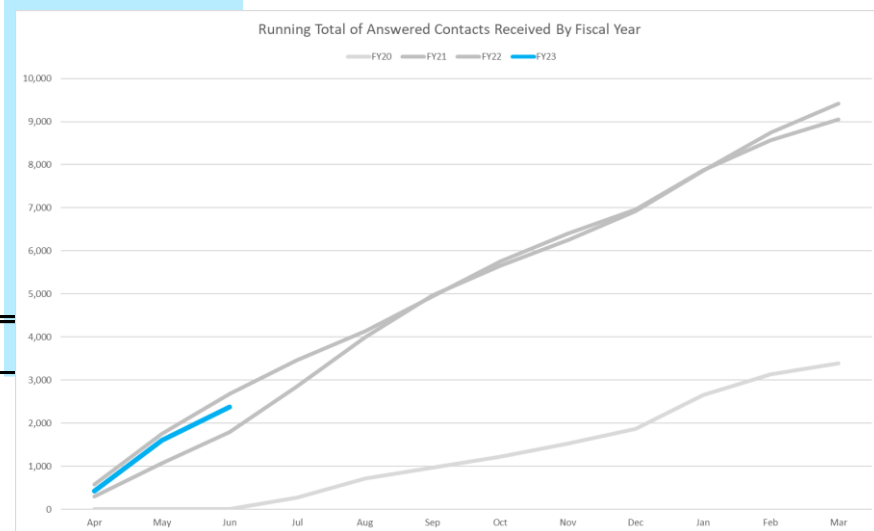
● ● ● ● ●

[illegible]

• PharmCAS Monthly Chats



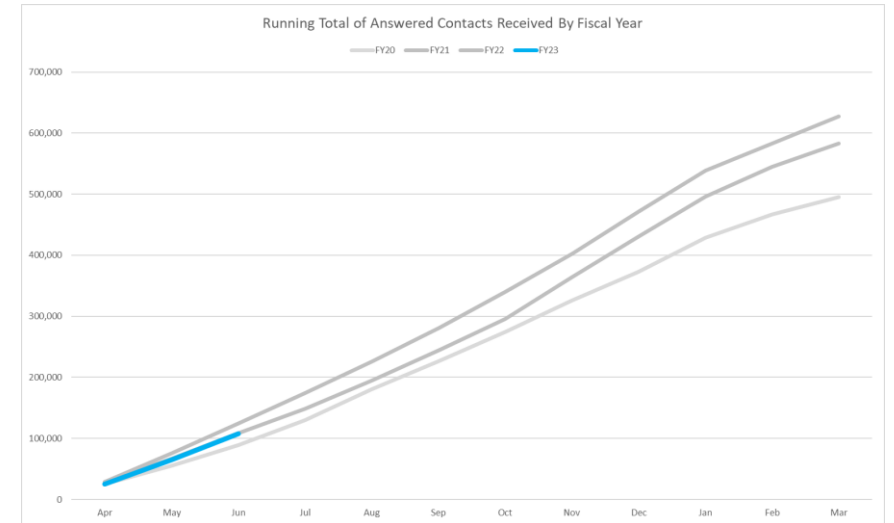
Running Total of Answered Contacts Received By Fiscal Year							
	FY19	FY20	FY21	FY22	FY23	YoY Growth FY21 vs FY22	YoY Growth FY22 vs FY23
Apr	0	0	303	571	429	88%	-25%
May	0	0	1,073	1,760	1,598	64%	-9%
Jun	0	0	1,792	2,679	2,375	49%	-11%
Jul	0	266	2,862	3,460		21%	
Aug	0	715	3,990	4,136		4%	
Sep	0	973	4,970	4,944		-1%	
Oct	0	1,223	5,661	5,751		2%	
Nov	0	1,530	6,257	6,398		2%	
Dec	0	1,863	6,926	6,956		0%	
Jan	0	2,649	7,860	7,872		0%	
Feb	0	3,140	8,746	8,574		-2%	
Mar	0	3,393	9,422	9,054		-4%	
Grand Total	0	3,393	9,422	9,054		-4%	



- Liaison Monthly E-mails



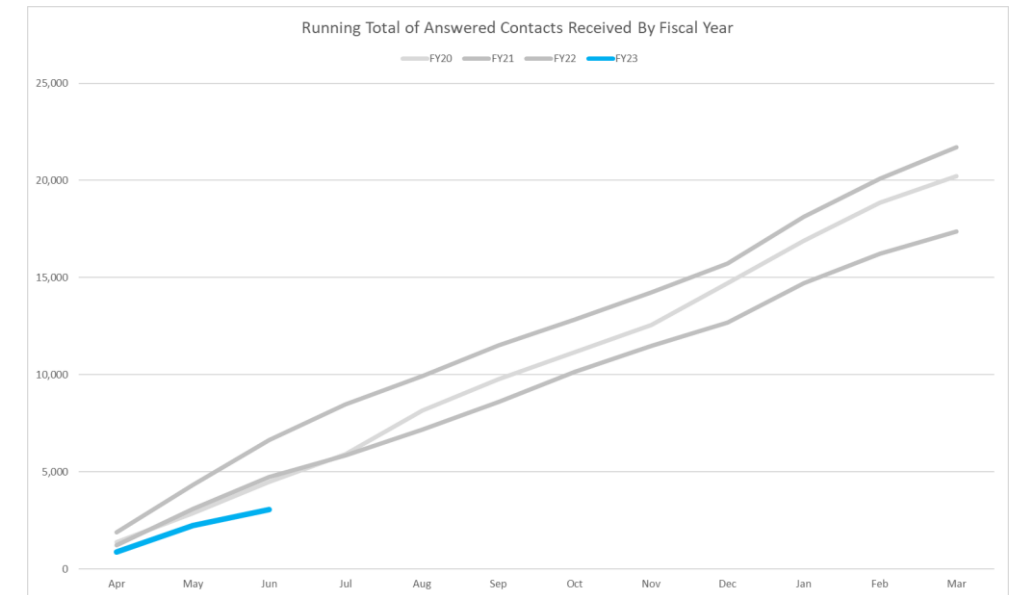
Monthly Answered Contacts Received By Fiscal Year					
	FY19	FY20	FY21	FY22	FY23
Apr	16,010	25,396	28,429	29,078	25,538
May	16,961	30,164	46,932	38,193	39,882
Jun	35,357	33,405	48,823	41,528	42,153
Jul	41,783	41,071	49,925	39,269	
Aug	54,011	49,966	51,854	46,558	
Sep	50,895	46,847	54,805	49,276	
Oct	60,931	47,935	59,470	52,095	
Nov	64,114	51,417	61,453	68,254	
Dec	57,562	46,292	69,424	66,475	
Jan	68,015	56,528	67,746	65,771	
Feb	42,376	37,632	44,482	48,570	
Mar	32,360	28,324	43,655	37,826	
Grand Total	540,375	494,977	626,998	582,893	107,573



• PharmCAS Monthly Emails



Monthly Answered Contacts Received By Fiscal Year					
	FY19	FY20	FY21	FY22	FY23
Apr	1,221	1,386	1,879	1,205	873
May	1,223	1,481	2,448	1,877	1,362
Jun	1,227	1,618	2,301	1,666	813
Jul	1,736	1,436	1,855	1,108	
Aug	3,224	2,221	1,430	1,307	
Sep	2,609	1,618	1,583	1,423	
Oct	2,353	1,417	1,353	1,557	
Nov	1,906	1,372	1,387	1,324	
Dec	1,925	2,173	1,491	1,221	
Jan	2,857	2,182	2,404	2,021	
Feb	2,193	1,948	1,969	1,534	
Mar	1,457	1,364	1,596	1,139	
Grand Total	23,931	20,216	21,696	17,382	3,048





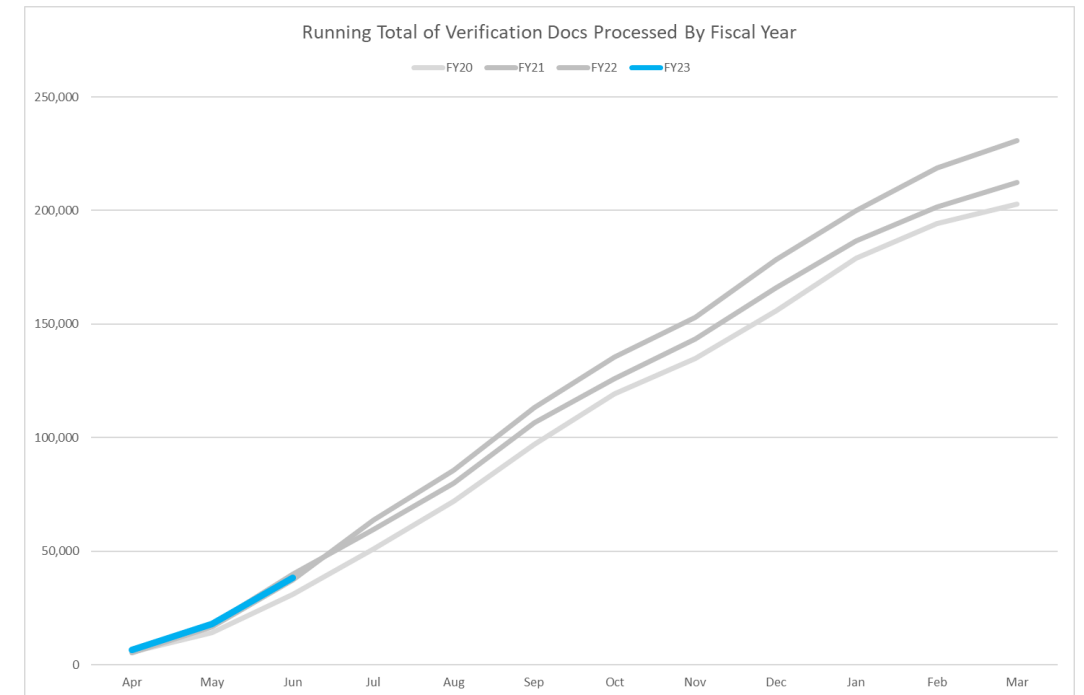
• VERIFICATION



• Liaison Monthly Verification



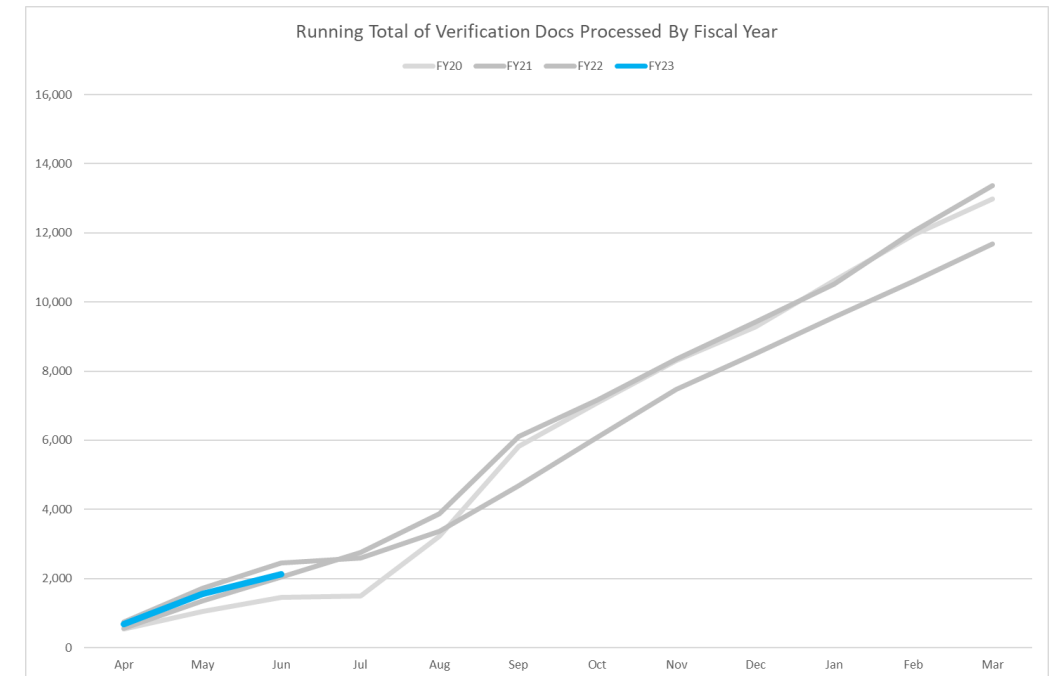
Monthly Verification Docs Processed By Fiscal Year					
	FY19	FY20	FY21	FY22	FY23
Apr	6,098	5,658	5,357	6,836	6,416
May	7,544	8,413	11,263	10,822	11,456
Jun	14,287	17,042	20,756	22,212	20,466
Jul	18,164	19,874	26,471	19,839	
Aug	22,496	20,917	21,940	20,270	
Sep	24,464	25,304	27,358	26,552	
Oct	23,470	22,153	22,248	19,321	
Nov	16,536	15,616	17,734	17,558	
Dec	18,702	21,001	25,220	22,630	
Jan	22,346	22,941	21,604	20,542	
Feb	17,640	15,471	18,666	15,035	
Mar	8,243	8,580	12,156	10,669	
Grand Total	199,990	202,970	230,773	212,286	38,338



• PharmCAS Monthly Verification



Monthly Verification Docs Processed By Fiscal Year					
	FY19	FY20	FY21	FY22	FY23
Apr	497	549	568	753	684
May	426	505	776	974	876
Jun	297	411	692	727	569
Jul	10	36	717	146	
Aug	1,837	1,720	1,124	767	
Sep	3,015	2,599	2,243	1,312	
Oct	1,561	1,265	1,044	1,415	
Nov	1,662	1,227	1,191	1,372	
Dec	1,514	965	1,077	1,039	
Jan	1,806	1,353	1,092	1,064	
Feb	1,522	1,311	1,520	1,034	
Mar	1,028	1,044	1,324	1,075	
Grand Total	15,175	12,985	13,368	11,678	2,129



Average turn-around time 1.2 days

A male and female scientist in a laboratory setting. The male scientist, on the left, has long dark hair and is wearing red safety glasses and a white lab coat. He is holding a round-bottom flask containing a yellow liquid. The female scientist, on the right, has long dark hair and is wearing blue safety glasses and a white lab coat. She is pointing at the flask with her right hand. The background is a laboratory with various equipment and papers on the wall.

Questions